

TOWARDS A

30 Year Review

OF SOUTH AFRICA'S DEMOCRACY

(1994 - 2024)

REPORT

An Executive Summary



the dpme

Department:
Planning, Monitoring and Evaluation
REPUBLIC OF SOUTH AFRICA





TOWARDS A
30 *Year Review*
OF SOUTH AFRICA'S DEMOCRACY
(1994 - 2024) **REPORT**

CONTENTS

FOREWORD BY THE PRESIDENT	3
PREFACE BY THE MINISTER	5
1. WHAT THE DEMOCRATIC GOVERNMENT INHERITED IN 1994	7
2. DEMOCRATIC TRANSITION AND FOCUS OF THE THREE DECADES OF DEMOCRACY	8
3. A CHANGED DEMOGRAPHIC MAKEUP	10
4. THEMATIC CHAPTERS OF THE 30-YEAR REVIEW	11
4.1. Building a capable, ethical and developmental state	12
4.2. Local government and traditional leadership	15
4.3. Economic progress, transformation and employment	18
4.4. Human capital, innovation and achieving competitiveness	25
4.5. Nation-building and social cohesion	26
4.6. Inclusive society	28
4.7. Better quality health for all	32
4.8. Poverty reduction and social wage	35
4.9. Land reform and rural development	38
4.10. Transforming human settlements and the national space economy	41
4.11. Building safer communities and fighting corruption	42
4.12. Climate change and the environment	43
4.13. South Africa in the region and the world	44
5. CONCLUSION	47
6. REFERENCED SOURCES	47





**President
Matamela Cyril Ramaphosa**

*President of the Republic
of South Africa*

FOREWORD

by the President

In the State of the Nation Address on 8 February 2024, I reflected on the events of 1994 when millions of South Africans voted in a democratic election for the first time in their lives. The events of 1994 are engraved in South Africa's history, both as a decisive break with a difficult past and also as a beacon of hope in a divided world.

Today, South Africa is vastly different from what it was then. Material conditions of millions of ordinary people have changed for the better.

The Reconstruction and Development Programme (RDP), our inaugural strategy for fundamental transformation, and the 1996 Constitution of the Republic of South Africa, have shaped the orientation of government in implementing progressive policies and programmes over the 30 years of freedom and democracy.

The Constitution is a firm foundation for an inclusive polity, founded on values of human dignity, human rights, freedom, non-racialism, non-sexism, the rule of law, respect for national sovereignty, media freedom, and others.

From the onset of democracy, our key focus areas were to build a unitary, democratic state and merge the many pre-1994 apartheid provincial administrations, so-called independent Bantustan governments and institutions; to establish national government and democratic institutions; to shift the orientation of

the public sector towards serving all citizens; and to repeal apartheid legislation to introduce progressive legislation aligned with democratic constitutional values and principles.

The adoption of the National Development Plan (NDP) in 2012 provided a clear development trajectory. The NDP has enabled us to renew our vision of the South Africa we all want by 2030 and continues to provide important yardsticks through which we assess our country's progress.

As we reflect on the country today, there is a lot we have achieved. Yet, there is much that remains to be done to truly realise the fundamental transformation that we envisaged at the onset of democracy. Our focus now is to enhance and improve our achievements and ensure that we leave no one behind.

The Census 2022 has revealed how much our country has changed. We have about 21.4 million more people in South Africa than we had in 1996. There have been major shifts due to migration patterns and immense potential in the youth population.

Government policies and programmes must embrace these important trends as we rethink economic growth strategies, infrastructure development, and the provision of social services such as schools, hospitals and healthcare centres, water and sanitation, human settlements and transport.

Despite the progress of the last 30 years, we require accelerated action to restore economic growth,



increase employment and address a range of socio-economic challenges faced by citizens. That is why the focus of government is on energy, water, crime and corruption, service delivery gaps and infrastructure maintenance, youth empowerment and employment, and reducing poverty and inequality.

South Africa's destiny is inextricably linked with that of other developing economies, particularly in Africa. Informed by this, we contribute immensely to solving shared global challenges.

South Africa has made important contributions towards shaping international frameworks for development and integrating them in our own development plans. Our contribution can also be seen in our advocacy for human rights; support for peace and security initiatives; collaboration on scientific research, environmental sustainability and human health; as well as the ongoing efforts to reform multilateral institutions.

Our various accomplishments in the international arena inspire a great deal of pride among South Africans – be it in sports, arts and culture; scientific excellence and innovation; entrepreneurship and commercial brands; leadership in international institutions; human rights advocacy; peace and security; and others.

We are preparing for our seventh democratic elections for national and provincial government. Our record in conducting peaceful, free and fair elections continues to strengthen our national identity and provides a clear indicator of the vigour of our democracy.

This 30 Year Review provides a detailed and critical examination of our democratic journey so far. It also provides an important guide for the work we must now undertake to build a truly united, free and equal society.

Matamela Cyril Ramaphosa
President of the Republic of South Africa



**Ms. Maropene
Ramokgopa**

*Minister in the Presidency
for Planning, Monitoring
and Evaluation*

PREFACE

by the Minister

In April 2024, South Africa marks 30 years since the onset of freedom and democracy in 1994. To commemorate this milestone, the South African government, led by the Department of Planning, Monitoring and Evaluation (DPME), has conducted a **30-Year Review of South Africa's Democracy 1994-2024**. This is the fifth review conducted since the advent of democracy and is aimed at fostering national reflection on the journey thus far and drawing lessons to inform a roadmap for South Africa's future.

The 30-Year Review Report presents the government's assessment of progress since the transition to democratic governance – by reflecting on the extent to which government policies and programmes have succeeded in improving the quality of livelihoods for citizens and delivering on the promise of a better life for all. The Review Report forms part of a wider set of activities aimed at commemorating the 30 Years of Freedom and Democracy in South Africa including additional publications, public engagements, and commemoration events as well as the implementation of a communications strategy by government departments, agencies, and public sector officials and leaders.

The 30-Year Review Report should be read in conjunction with the South African National Census Report of 2022, the 10-Year Review of the National Development Plan (NDP), and the series of past Review Reports conducted by DPME i.e. the 10-Year, 15-Year, 20-Year, and 25-Year review reports, amongst others. To promote public accessibility and engagement, the Review Report has been summarised into a popular version for distribution online and at public facilities.

Over three decades, the government has been at the centre of socio-economic transformation through the implementation of progressive policies and programmes targeted at improving the economy, society, governance, and international relations. Throughout the democratic dispensation, the government has made significant strides in meeting the basic daily needs of millions of households. From 1994 to 2022, 13,7 million people (close to a quarter of the population) are beneficiaries of various social housing programmes – an unprecedented scale globally. The social housing programmes together with mass electrification, starting with Phase 1 of the National Electrification Programme (1994-1999) extended electricity access to 2,5 million households and public facilities contributing to over 80% of households with access to electricity, piped water, and sanitation by 2022.

The Clinic Building and Upgrading Programme and the provision of free Primary Health Care; as well as the Integrated Nutrition Programme, are amongst the important building blocks for human development that the South African government continues to advance. Indeed, these advancements reflect the progressive realisation of socio-economic rights envisaged in Chapter 2 of the Constitution and contributed immensely to reducing poverty as indicated by gradual improvement on the Multidimensional Poverty Index.

The needs of society have evolved with the maturing of our democracy and state of development. The government has established the infrastructure needed to meet the basic provisions of citizens by ensuring the accessibility, continuity, reliability, affordability, modernization, and quality of all services.



In turn, the government expects an engaged and responsible citizenry.

As we celebrate the progress made, we also acknowledge the range of challenges associated with a growing democracy such as South Africa which include but are not limited to:

- The economy is performing below its full potential.
- The level of unemployment is high.
- The poverty levels are persistent in pockets of broader society.
- The inequality levels are stubbornly high and racially biased.
- The human development gains made are under threat due to the challenges of energy and water security.
- The gaps in service delivery compromise the quality of services and impact the most vulnerable in society.

To effectively address these challenges, we must invest in strengthening state capacity and fostering active citizenry and social partnerships to build greater determination towards developing South Africa. Therefore, we anticipate the Review Report to propel civil society, organized labour, the private sector, multilateral forums, and broader society to reflect on the 30 years of freedom and democracy by producing their assessments and recommendations as well as engaging in public commentary. The 30-Year Review is necessary for the government and broader society to generate critical lessons and recommendations that will inform the next administration towards the 2030 vision, and the broader long-term planning of the country.

I thank all the departments, provinces, institutions, agencies, and researchers that contributed to the production of the 30-Year Review.

South Africa, we have a good story to tell.

Maropene Ramokgopa

Minister in the Presidency for Planning, Monitoring and Evaluation

1. WHAT THE DEMOCRATIC GOVERNMENT INHERITED in 1994

The formal apartheid institutional architecture began crumbling by the late 1980s but its essence still remained in 1994. Therefore, the democratic government inherited:

- A society deeply divided along racial, social, political, economic and spatial lines.
- A country isolated from the global community of nation, and excluded from almost all progressive international agendas.
- An incomplete system of official statistics, deliberately leaving out large sections of the population, thus causing distortions.
- A plethora of discriminatory laws and practices against Blacks (including Africans, Coloureds and Indians).
- Many negative and deep-rooted consequences of past laws and policies (See diagram).



The democratic government also inherited certain capabilities to take forward, e.g.:

- Industrial capabilities, comprising the mining sector, agriculture, manufacturing and the banking system.
- Large state-owned enterprises in key utilities and infrastructure of ports, rail and major road networks connecting the main hubs.
- Scientific and research capabilities, e.g. fuels and petrochemicals, defence including nuclear weaponry.
- A very engaged, activist civil society and non-governmental sector (NGOs) and important international networks of solidarity.
- Hopes and expectations of citizens, particularly Black South Africans, for a more just and equitable society.

2. DEMOCRATIC TRANSITION AND FOCUS of the three decades of democracy

South Africa's story of transition into democracy continues to inspire hope for many nations across the world.

The first democratic elections on 27 April 1994 heralded a new era in South Africa's history, where South Africans of all races, genders and creeds voted democratically. This period continues to symbolise the country's decisive break with its brutal past of colonisation and apartheid.

The events of 1994 represent the culmination of a long history of struggle, sacrifice, and solidarity for liberation by South Africans and millions worldwide. Domestic and international pressure led to the dismantling of the apartheid system and the commencement of the transition towards the democratic system we have today.¹

Adopting the final Constitution of the Republic of South Africa, Act No. 07 of 1996 ("the Constitution") laid a foundation for an inclusive polity founded on human dignity, human rights, freedom, non-racialism, non-sexism, and the rule of law.

The seminal Reconstruction and Development Programme (RDP) was introduced in 1994 as a strategy for fundamental transformation to undo the combined effect of past exclusionary policies.² Its five interconnected objectives – to meet basic needs, build the economy, democratise the state and society, and develop human resources and nation-building – have remained relevant and found fresh expressions in the policy priorities of all the six post-1994 administrations.

The Bill of Rights in chapter 2 of the Constitution forms a cornerstone for societal transformation and deepening democracy by guaranteeing certain civil, political, and economic rights that have defined a

new social order that provides the democratic values of dignity, equality, and freedom.

The country has held successful and regular five-yearly national and provincial elections, as well as local government elections in between – thereby enabling regular renewal of the governing mandate.

The National Development Plan (NDP) Vision 2030 was adopted in 2012 as a long-term plan for the country, targeting a 50% reduction in unemployment, the eradication of poverty, the reduction of inequality, as well as achieving a decent standard of living by 2030. The successful implementation of the NDP requires all sectors to contribute, including the government, the private sector, civil society and citizens, as well as the international community. These high-level NDP goals and their objectives are coherent with key international frameworks for development, the 2030 Agenda for Sustainable Development (SDGs), the African Union Agenda 2063 and the Southern African Development Community (SADC) Regional Indicative Strategic Development Plan (RISDP 2020-30).³

The District Development Model (DDM) was introduced in 2019 to ensure that NDP goals are translated into locally relevant delivery programmes, by harmonising priorities at different spheres of government and fostering community engagements in the adoption of "One-Plan" and "One-Budget" and progress monitoring.

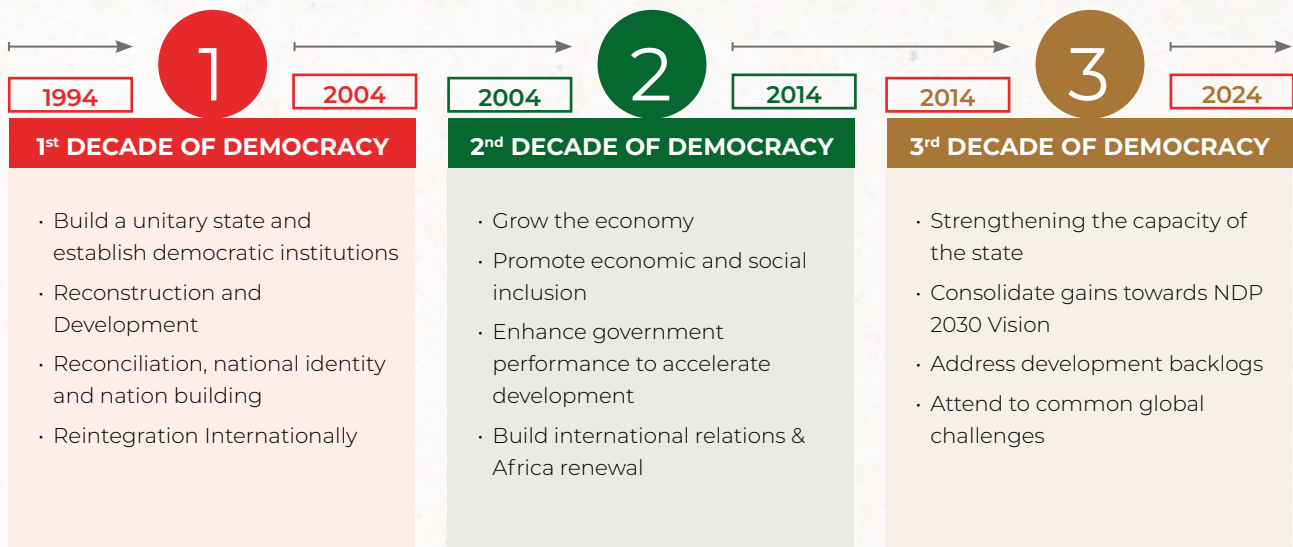
The general orientation of government priorities has evolved to reflect the state of developmental change and the contextual environment. Policies of the democratic government have delivered on the transformative impact and also created an enabling environment for non-government sectors to contribute.

¹ Transitional arrangements include the unbanning of liberation movements, the release of political prisoners, the multi-party negotiating process, the 1993 Interim Constitution; the Government of National Unity, etc.

² Government Gazette Notice No. 1954 of 1994: The White Paper on Reconstruction and Development (15 November 1994)

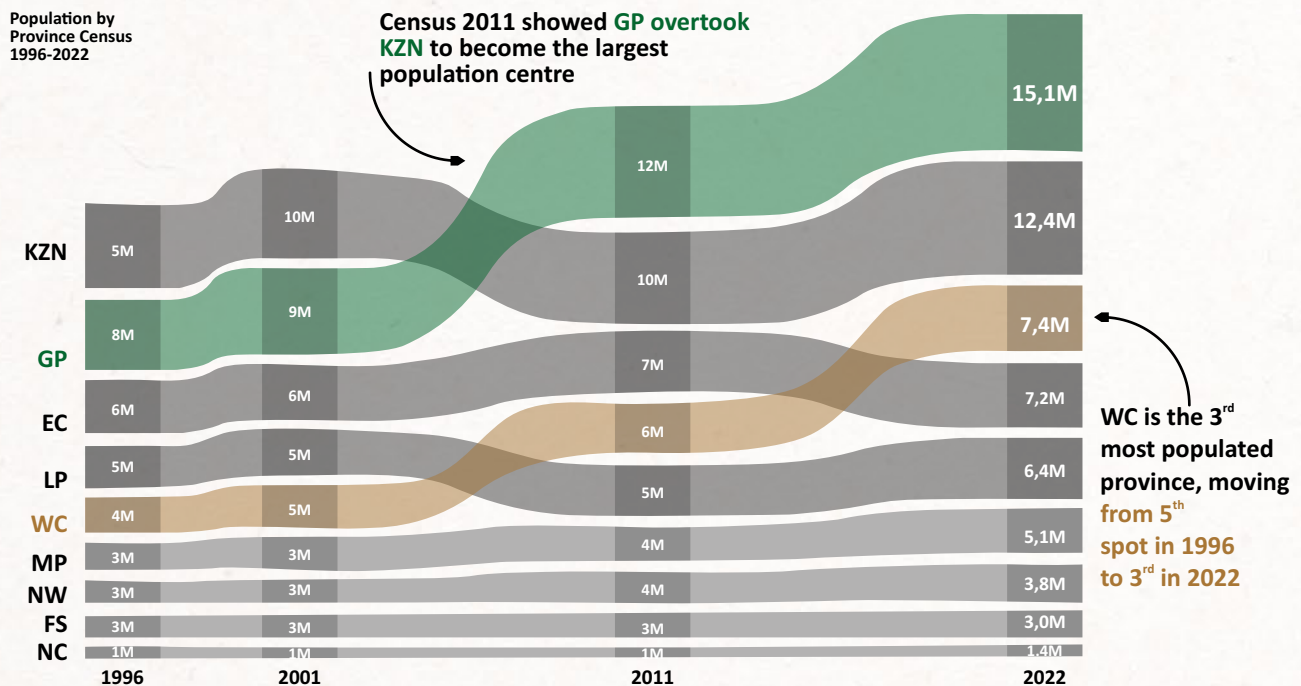
³ 2019 South Africa Voluntary National Review on SDGs 2019; National Planning Commission (2020); Stats SA (2023) Sustainable Development Goals Country Report 2023

General orientation of government priorities in each of the three decades of democracy



3. A CHANGED DEMOGRAPHIC Makeup

Major demographic changes have taken place within the South African society compared to 1994. The total population has increased from 40,6 million people in 1996 to 62,0 million in 2022.



Source: Stats SA, 2024

- Provincial proportions of total population have shifted, driven largely by inter-provincial migration to urban centres and immigration from top sending countries (Zimbabwe, Mozambique, Lesotho, Malawi and the United Kingdom).
- Gauteng is now the most populous province (24% of the population), having overtaken KZN which now has 20%. Western Cape is now the third most populous province (with 12%). These 3 provinces host the majority (56%) of the population in South Africa. The other six provinces carry 44% of the population.
- The number of households almost doubled from 9,1 mil in 1996 to 17,8 mil in 2022; while the average size of households has become smaller, from 3,6 in 2011 to 3,5 in 2022.
- These changes had the following implications:
 - Urbanisation occurring at a much faster pace than government - and in particular local government - is able to respond to increased service delivery needs.
 - An increased demand for housing, an increase in informal dwellings, and in many instances, the undermining of spatial development policy intents.
 - Instances of shortages of schools/classrooms, hospitals and healthcare centres, water and sanitation and other social infrastructure facilities.
 - Major coverage gaps in basic services infrastructure, which were exposed at the height of the Covid-19 pandemic.

4. THEMATIC CHAPTERS of the 30-Year Review

Thematic chapters of the 30-Year Review Report are based on the objectives of the National Development Plan (NDP) Vision 2030, which is an existing long-term plan for the country, as well as the MTSF 2019-2024, which reflects the priorities of the 6th administration.



**Building a capable,
ethical and
developmental state**



**Local government and
traditional leadership**



**Economic progress,
transformation and
employment**



**Human capital,
innovation
and achieving
competitiveness**



**Nation-building and
social cohesion**



**Inclusive society
(women, youth
and persons with
disabilities)**



**Better quality
health for all**



**Poverty reduction and
social wage**



**Land reform and rural
development**



**Transforming human
settlements and
the national space
economy**



**Building safer
communities**



**Climate change and the
environment**



**South Africa in the
region and the world**

4.1. Building a capable, ethical and developmental state

What we aim to achieve



- Deepen democracy and maintain political and economic stability and effectiveness of regulatory instruments.
- Continuously improve and champion good governance for effective delivery of services, implement national priorities and deal with corruption.
- Transform key institutions to align with constitutional values and principles.
- Improve the standards of living and meet basic needs, e.g. housing, electricity, water, and sanitation.

Achievements



- The major focus of government in the first decade of democracy (1994-2004) was to establish democratic institutions, build a unitary state with new values and culture, drive fundamental transformation through the RDP, foster reconciliation and nation-building, and reintegrate the country internationally.
- Over the last 30 years the country has maintained a stable democracy and continues to derive important lessons about the evolution of its own democracy.
- In Parliament, in the judiciary, in the public service, in the armed forces, in the police and in many local councils, the composition has changed in terms of race, gender and age.
- Improve the standards of living and meet basic needs, e.g. housing, electricity, water, and sanitation.
- Repealing of old laws and enactment of transversal legislation governing public service, financial management, and intergovernmental relations have all progressed.
- Initiatives such as "Taking Parliament to the People" facilitated integrating public participation into core parliamentary processes.
- Public sector operating models established, e.g South African Revenue Service (SARS), Auditor General of South Africa (AGSA), Development Bank of Southern Africa (DBSA), Rand Water, Operation Phakisa, etc.
- Evolution of the system of development planning, including the National Development Plan (NDP) and medium term, annual planning and spatial planning frameworks.
- Institutions to fight corruption elevated to a whole-of-society effort through the National Anti-Corruption Strategy (NACS) and related actions.
- Government's capacity to mobilise the all-of-society response against the Covid-19 pandemic.
- Government policy choices have been correct. The current focus of the National Development Plan (NDP) remains highly relevant for the South African society, including the various progressive legislation, policies and programmes. There is much to build on towards the full realisation of a fundamental societal transformation as envisaged at the onset of democracy.



Opportunities leading to 2030

- Development impact of State-Owned Enterprises (SOEs).
- Improve governance and fiscal sustainability of local government.
- Prioritise the reform of the public procurement system.
- Advance digital transformation and modernization.
- Develop disaster risk reforms and rapid response services for speedy interventions and restoration of human dignity.
- Prioritise the professionalisation of the public sector and place the right people with the necessary skills in appropriate positions at all times.



Performance on the following selected indicators is instructive on areas to build upon strengthening state capacity and good governance:

Public finance	<ul style="list-style-type: none"> Fiscal stabilisation was achieved in the early 2000s with the budget deficit declining from 9,5% in 1993 to 1,0% in 2003; and a public debt ratio of GDP declining from 64% in 1994 to 50% in 2003. The Open Budget Index (OBI) ranked South Africa within the top 5 out of 120 countries over the past 10 years in terms of transparency to citizens on its budgeting processes. Currently South Africa faces fiscal constraints. Government debt % of GDP has risen to 67.4% in 2022/23 – largely due to recurrent bailouts of SOEs and the financing of Covid-19 interventions in 2020.
Tax revenue collection	<ul style="list-style-type: none"> Tax revenue collection improved consistently over time. Gross tax revenue collection increased from R147,3 billion in 1996 to R1,5 trillion in 2021/22 - a compounded growth rate of 9,9%. The Tax Register has broadened, from 17,9 million in 2012/13 to 31,0 million in 2021/22. Innovations enhanced tax compliance and collections as well as overall efficiency.
Audit outcome of government institutions	<ul style="list-style-type: none"> Audit outcomes have generally improved since 2010, with a decrease in the incidence of qualified audits in national and provincial departments. Challenges remain in some municipalities, public entities and certain national departments. Public entities regressed over a 10-year period, with Qualified Audits increasing from 16.6% to 25.4%. The Auditor General of South Africa (AGSA) is acknowledged globally for institutional excellence (OECD, 2016). The Public Audit Act amendments (Act 25 of 2004) expanded powers for AGSA to implement remedial measures in instances of material irregularities to recover losses incurred and prevent further losses.
Corruption perception	<ul style="list-style-type: none"> Transparency International's Corruption Perception Index (CPI) score for South Africa was 41/100 in 2023, and it oscillated between 42 and 45 between 2012 and 2021. It has regressed from 50+ scores of the late 1990s and early 2000s. South Africa is considered to have maintained transparency around corruption identification. Revelations by the State Capture Commission and Grey-listing by the Financial Action Task Force (FATF) in February 2023 implied a need for an intensive fight against corruption. Several measures in place include the National Anti-Corruption Advisory Council (NACAC) overseeing the whole-of-society National Anti-Corruption Strategy, the Public Procurement Bill proposing more robust anti-corruption measures, the National Anti-Corruption Hotline overseen by the Public Service Commission (PSC) as well as Whistle-blower legislation and protection.
Meeting basic needs	<ul style="list-style-type: none"> By 2022, provision of formal housing stood at 88,5%. In addition, South Africa has one of the largest social housing delivery Programmes in the world. Household access to electricity, piped water and sanitation all stood at above 80%. The proportion of the population within 2km of an all-weather road in South Africa increased from 21% in 2004 to 30% in 2021. Various studies reveal a mixed set of public perceptions/ experiences about service delivery: <ul style="list-style-type: none"> Stats SA: Over 80% satisfaction rate concerning social security, public schools, SARS, higher education institutions, home affairs and correctional services. Below 80% satisfaction with public housing services, SAPS, public clinics, public hospitals and the courts GCIS Tracker: Public trust and confidence in local government to deliver basic services has drastically decreased from 70% in 2004 to 35% in 2022; Service delivery protests have increased. Overall satisfaction rates declined from 72.5% in 2019/20 to 61.1% in 2022/23, citing concerns about waiting times and corruption in the public service. Trust in government institutions has generally declined.

4.2. Local government and traditional leadership

What we aim to achieve



- Accountable government for local communities.
- Provision of services to communities.
- Promotion of social and economic development.
- Promotion of safe and healthy environments.
- Encourage the involvement of communities in local government matters.



Achievements

- Legislation on local government altered the legal landscape of local government, giving giving municipalities the necessary autonomy and a new focus on development planning and delivery of services.
- Over 2,7 million indigent households benefitted from the Free Basic Services (FBS), a policy introduced in 2000 to guarantee a minimum package of tariff-free essential services as part of the social wage package.
- Numerous policies and legislative frameworks were passed to effect spatial transformation. These include the 2003 National Spatial Development Perspective and the Integrated Urban Development Framework (IUDF) of 2016.
- The District Development Model (DDM) was introduced to strengthen capacity of municipalities to deliver on their mandate, through improved intergovernmental coordination on planning, budgeting and service delivery. The DDM has been successfully piloted in one Metro (Ethekwini) and two Districts (OR Tambo and Waterberg) and lessons learnt will assist government to roll it out.
- The establishment of a legislative framework that values traditional leadership in the local governance system: Traditional Leadership Governance Framework Act; Traditional and Khoi-San Leadership Act; Municipal Structures Act and the Municipal Systems Act.
- The Customary Initiation Act (CIA) was passed to provides norms and standards that regulate customary initiation practice - thereby reducing deaths, injuries, and abuse of initiates.

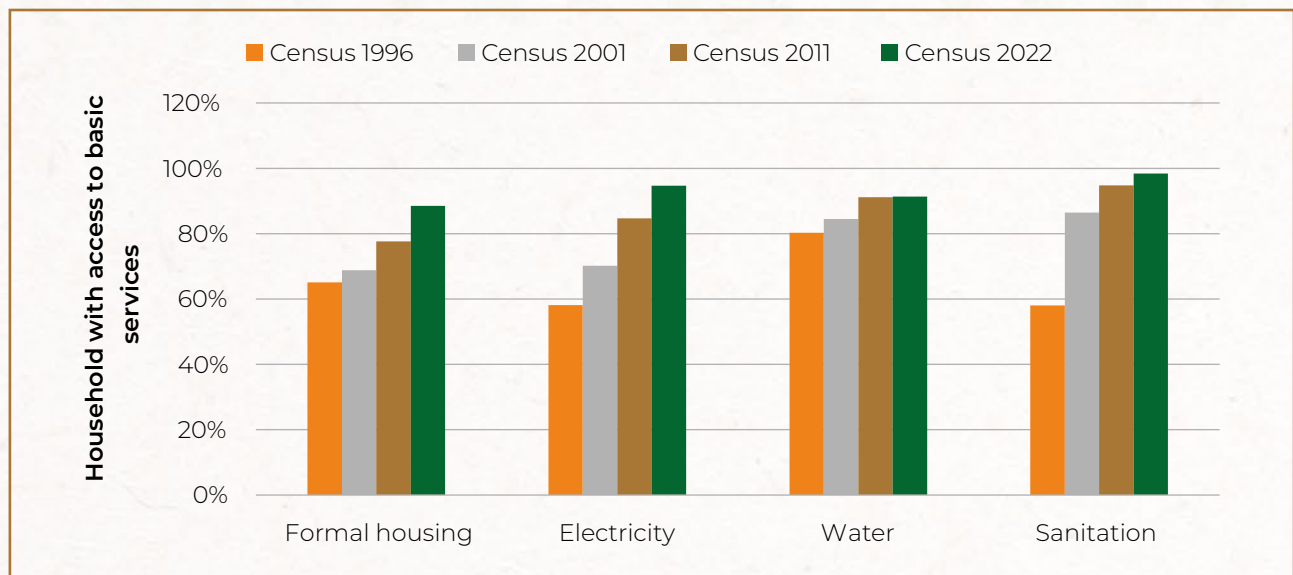


Opportunities leading to 2030

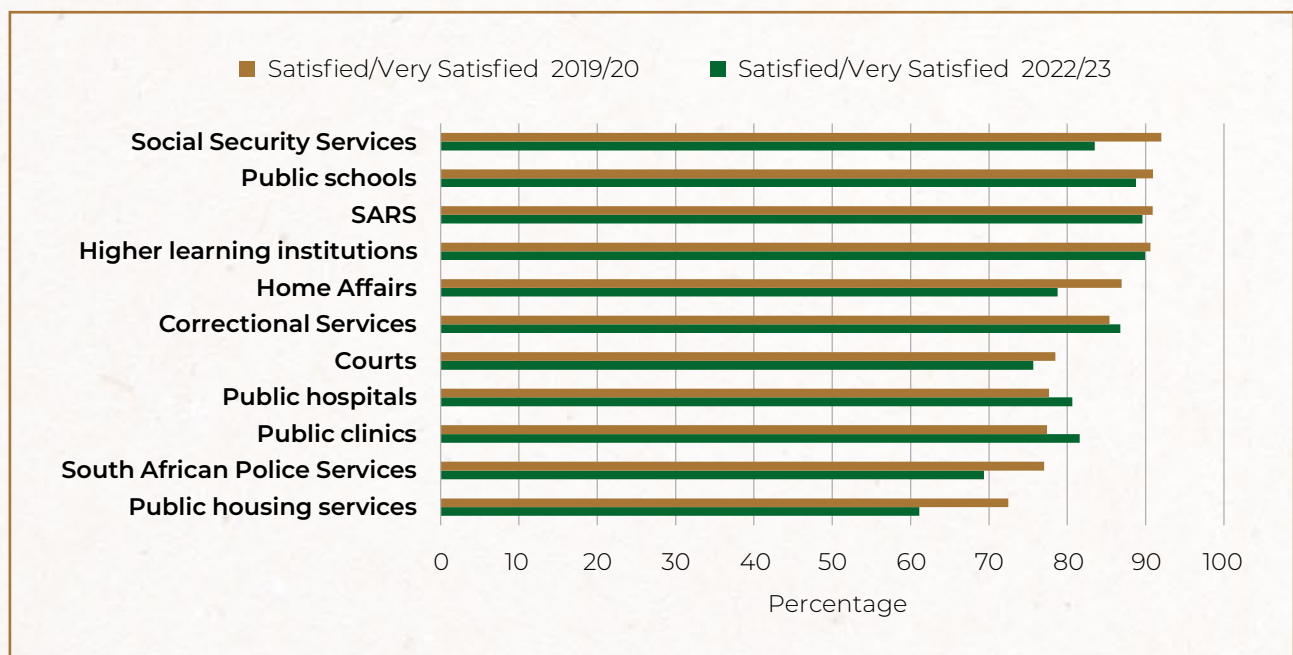
- Governance and fiscal sustainability of local government.
- Professionalisation and capacitation of local government, including critical technical skills, such as qualified engineers to support infrastructure maintenance.
- Better targeting of the indigent policy for vulnerable households.
- Enhancing revenue collection capacity, including through leveraging SARS capabilities.
- Closing the service delivery gaps coverage and quality challenges.
- Greater involvement of traditional leaders in local government Sections 79 and 80 Committees to foster cooperation in improving service delivery and responsiveness.



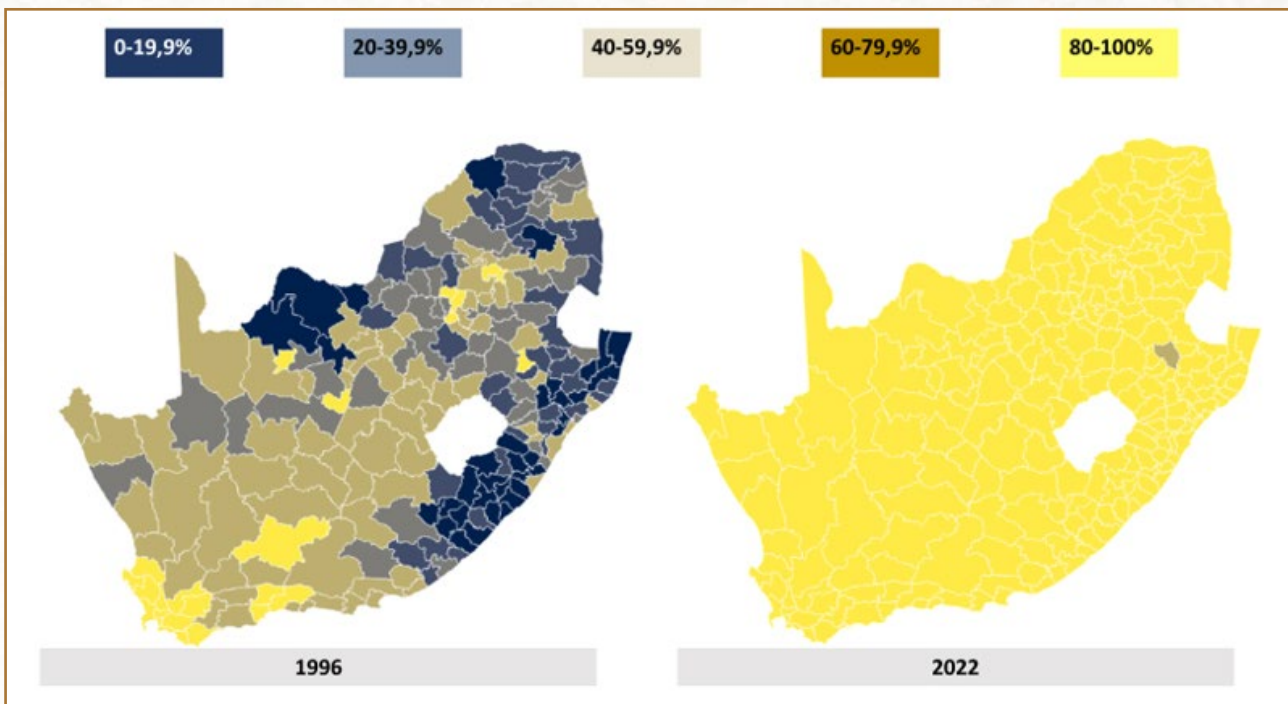
Population with access to basic services



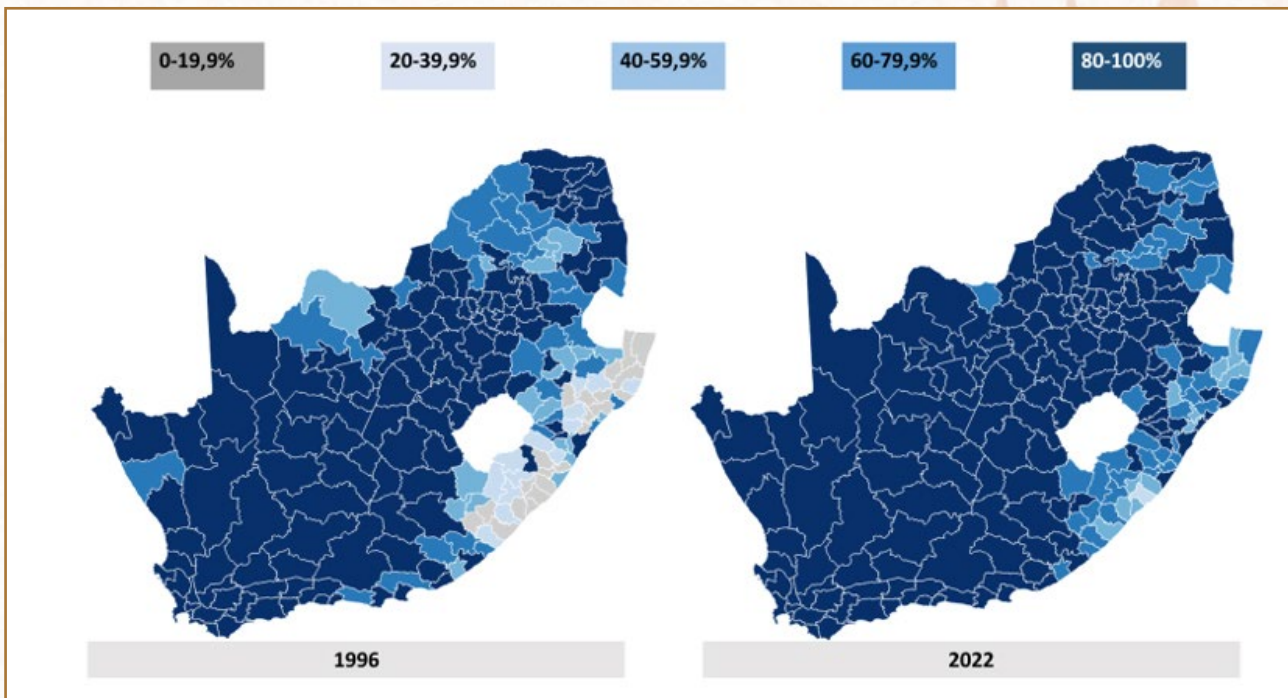
Citizen satisfaction with services offered by the government/public institutions



Proportion of households with access to electricity for lighting by municipality



Proportion of households with access to piped water by municipality



Source: Stats SA Census 2022

4.3. Economic progress, transformation and employment

What we aim to achieve:



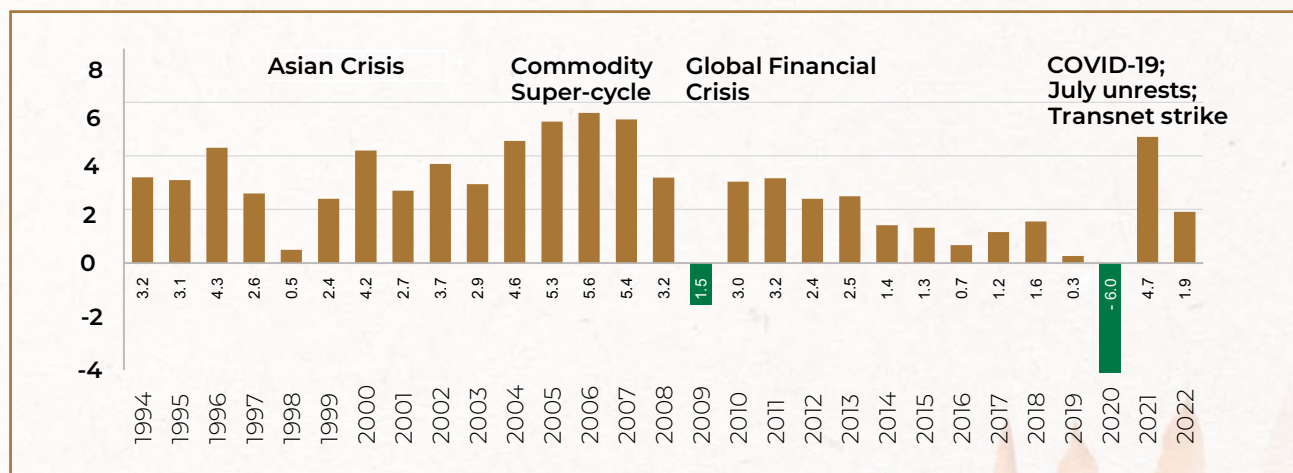
- Seven major policy thrusts are identifiable in the post-1994 policy approach: (1) a counter-cyclical fiscal policy, (2) an inflation-targeting monetary policy, (3) a market-determined exchange rate, (4) prudential regulation of the financial sector, (5) redress and transformation through the Black Economic Empowerment, (6) reforms to labour laws, and (7) integrating the South African economy internationally.
- Building on the foundation of the RDP, successive policies were introduced to drive economic growth and development. These include the Growth, Employment and Redistribution (GEAR) strategy in 1996, the Accelerated and Shared Growth Initiative for South Africa (ASGISA) in 2006, the New Growth Path (NGP) in 2010, and the National Development Plan (NDP) in 2012.
- Recurring priorities of these major policies included stabilisation of the macroeconomic environment through sound fiscal; monetary and regulatory instruments; sustained economic growth; employment creation and inclusive labour market; increasing investment; infrastructure development; black economic empowerment; increasing SMME contribution; growing manufacturing; export growth and diversification; R&D and technological innovation supporting economy and improving living standards.
- Currently the NDP provides the most realistic approximation of the country's aspirations towards 2030: it aims for a GDP growth of 5,4%; to reduce official unemployment to 6%; to eradicate poverty; and to reduce inequality.

4.3.1. Macroeconomic stability and economic growth

- The South African economy remains one of the largest economies in Africa and is the most industrialised and technologically advanced in the continent.
- The long-term GDP growth (1994 to 2022) averaged 2,4% with a peak of 5,6% in 2006.
- The South African Reserve Bank (SARB) instruments supported broad macroeconomic stability by containing inflation around the inflation target of 3%-6% band, and supporting resilience during the Global Economic Crisis and Covid-19 disruptions.
- Global reintegration has enabled inward foreign direct investment (FDI), Africa regional economic integration initiatives and the opening of export markets.
- NEDLAC established social dialogue within the policy-making and national decision-making system. All economic policies and legislation, including the Employment Equity Act (1998), have passed through the NEDLAC structures.
- GDP recovered to its 2019 level in about 2 years (i.e. Q1 of 2022) – this followed a slump of -6,4% in 2020 at the height of Covid-19 disruptions.

- Far reaching economic reforms are underway to unlock economic growth potential. These include: establishment of national electricity transmission company; licensing of private investment in electricity generation; new regulation enabling municipalities to procure power independently; opening of rail sector to private partnerships; auctioning of the high-demand broadband spectrum in the telecoms - among others.
- Implementation of the Energy Action Plan is underway to resolve the energy security challenge that South Africa faces. Progress show, among others, around 2500 MW of renewable energy (i.e. solar and wind) added to the grid and 1600 in construction. Five municipalities already in process to procure power independently; Around 5 000 MW of rooftop solar installed by households and businesses encouraged by the tax incentive.

South Africa's GDP growth (1994-2022)



Source: Stats SA, the DTIC

4.3.2. Employment

- South Africa's labour market has expanded and transformed. The labour force grew from 11,3 million in 1994 to 28,3 million in 2023. Following progressive labour legislation, the race, gender, age and skills composition of the labour force and employment have altered considerably.
- Total employment grew from 8,9 million in 1994 to 16,7 million in 2023.
- The Jobs Fund was introduced in 2011, and has become the largest social compacting on employment, with projects co-financed by public, private, and NGOs.

Further initiatives include the 2018 Jobs Summit, Youth Employment Service, Amavulandlela Funding Scheme, Public-Private Growth Initiative, Expanded Public Works Programme, Presidential Employment Stimulus. National Rural Youth Service Corps (NARYSEC), and services sector development support, e.g. global business services, tourism, film and television production, etc.

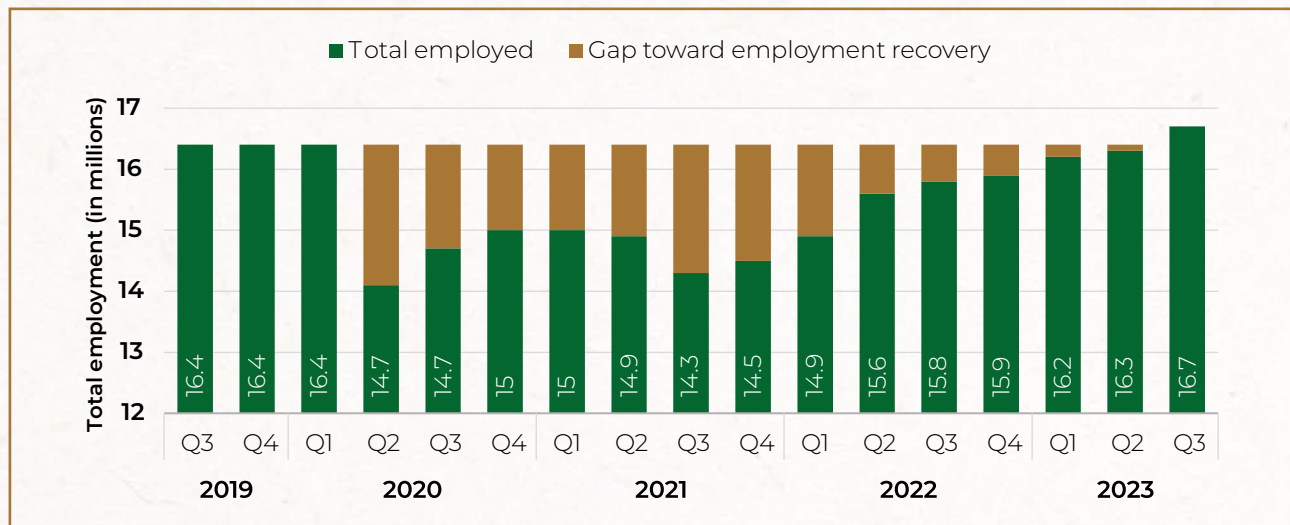
- Total employment has recovered to the pre-Covid level of 16,7 million in Q3 2023. This is recovery of about 2 million jobs lost due to Covid-19 disruption.

Labour market dynamics (1994 vs 2014): Number of Individuals

Variable	1994	2004	2014	2022
Labour force (000)	11 386	16 596	20 122	24 600
Total employed (000)	8 896	11 844	15 055	16 700
Unemployed (000)	2 489	4 611	5 067	7 800
Unemployment rate (strict %)	20,0	24,1	25,1	31,9%

Source: Stats SA, 2014 and 2023

Total employment recovery to Pre-Covid level (Quarterly 2019-2023)



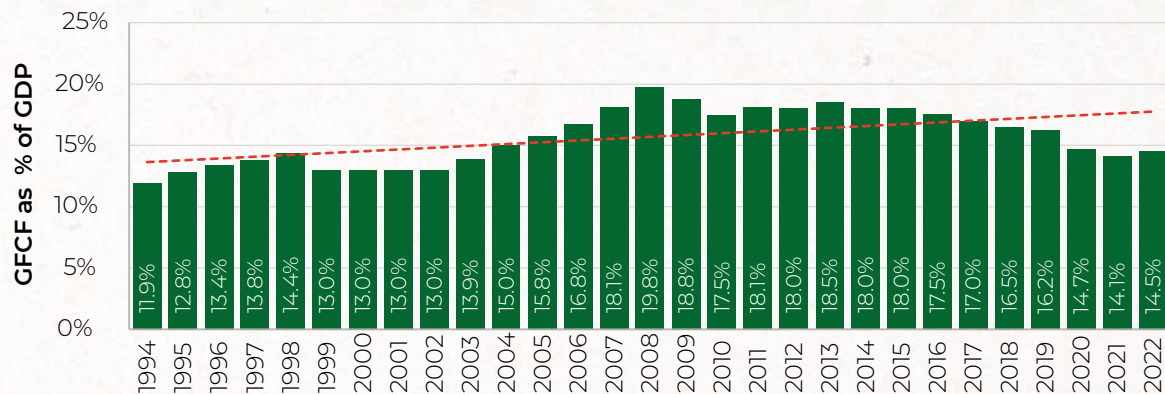
Source: Stats SA, 2014 and 2023

4.3.3. Investment and infrastructure

- Policy targets require Gross Fixed Capital Formation (GFCF) to reach 30% of GDP by 2030, with the contribution of both public and private investment at ratios of 1/3 and 2/3 respectively. Foreign direct investment (FDI) is required to be at least 10% of GDP. Infrastructure should serve as a flywheel for the economy and support social inclusion and development in general.
- In 2023, GFCF % of GDP was 14,5%. This ratio peaked at 19,8% in 2008 driven by major infrastructure projects in the build-up to the hosting of the 2010 FIFA World Cup.
- In the 1st decade of democracy, there was an acceleration of social infrastructure delivery, i.e. the National Electrification Programme, Clinic Building and Upgrading Programme, construction of rural access roads and water delivery projects.
- The annual South Africa Investment Conference has mobilised over R1,51 trillion in investment commitments. By 2023, over R500 billion of these commitments have materialised as fixed investments in factories, production lines, mining operations, retail outlets and infrastructure.
- Appropriate policy, legislative and institutional frameworks are in place to promote infrastructure development, i.e. The Infrastructure Development Act (2014); National Infrastructure Plan (NIP2050); Presidential Infrastructure Coordination Council (PICC), which enable the implementation of Strategic Integrated Projects (SIPs).
- The seamless synergy between the Infrastructure Fund (IF), which has been established as a blended finance facility for infrastructure, and Infrastructure South Africa (ISA), whose role is to coordinate a single infrastructure investment pipeline.



Gross Fixed Capital Formation as percentage of GDP (1994-2022)



INVESTING IN INFRASTRUCTURE

Key infrastructure projects under construction or completed over the last five years.

National

- 7 Lesotho Water Highland Project
- 49 Rural Bridges Welisizwe Programme
- 50 Small Harbours Development

Northern Cape

- 9 San Kraal WEF
- 10 Phezukomoya WEF
- 11 Brandvalley Wind Farm
- 17-19 Scatec Kenhardt 1/2/3
- 31 Hull Street housing project

Western Cape

- 5 Upgrade/Expansion of Potsdam Wwtw
- 6 Cape Flats Aquifer Recharge
- 11 Brandvalley Wind Farm
- 12 Rietkloof Wind Farm
- 14-16 Grootfontein PV 1/PV 2/PV 3
- 20 Battery Storage (Phase 1)
- 21 Sere PV Plan

Eastern Cape

- 1 Mzimvubu Water Project
- 8 Coleskop Wind Farm
- 13 Wolf Wind Farm
- 20 Battery Storage
- 26 N2 Nodal mixed-use development
- 54 N2 Wild Coast Project

Limpopo

- 2 Olifants River Water Resources Development Project - Phase 2 QMM
- 43 Musina Ring Road
- 48 Polokwane Eastern Bypass Phase 2 of the N1 improvements

Mpumalanga

- 32 Kwadokuhle social housing

Gauteng

- 4 Joburg Water: Northern Wwtw
- 24 Lufhereng urban development
- 25 Malibongwe Ridge housing development
- 27 Green Creek estate
- 28 Mooikloof Mega City
- 28 Fochville Ext 11 social housing
- 33 Soudale Phase 2 residential units
- 34 Joe's Place social housing
- 35 Jeppestown Unity House social housing
- 55 Salvokop Precinct Project

KwaZulu-Natal

- 3 uMkhomazi Water Project
- 20 Battery Storage
- 22 Greater Cornubia mixed-use development
- 30 New Castle Hospital Street social housing
- 36 Cloete and approaches on N2 and N3
- 37 N3 Ashburton Interchange to Murray Road
- 38 N3 Cato Ridge to Dardanelles
- 39 N3 Dardanelles to Lynnfield Park
- 40 N3 Lynnfield Park to Ashburton
- 41 N3 Murray Road to New England
- 42 N3 from Key Ridge to Hammarsdale
- 45 National Route 2 between Mtunzini Toll Plaza and Empangeni T-Junction Upgrade
- 46 N3 Paradise Valley to Mariannhill Toll Plaza
- 47 N3 from Westville Viaduct to Paradise Valley Interchange
- 52 Pietermaritzburg Ring Road, Msunduzi, Westville Viaduct to Paradise Valley Interchange

Free State

- 23 Vista Park II and III
- 44 National Route 1 Section 17 from Ventersburg to Kroonstad Upgrade
- 51 Windburg Interchange to Windburg Station Upgrade
- 53 N3 De Beers Pass

WATER AND SANITATION
 ENERGY
 HUMAN SETTLEMENTS
 TRANSPORT
 URBAN MANAGEMENT

LEAVE NO ONE BEHIND

4.3.4. Industrial policy and strategies

- The National Industrial Policy Framework introduced a formal industrial policy approach for the first time in 2007 and evolved over time, targeting specific priority sectors. Lessons from the 1995 Supply Side measures, among others, influenced the evolution up to the 2019 Reimagined Industrial Strategy's (RIS) model of Industrial Masterplans.
- The manufacturing sector remained a priority given its highest growth multipliers and potential to propel the rest of the economy, boost employment, innovation and export competitiveness, etc.
- Industrial financing has evolved to support prioritised sectors, through DTIC incentives, the Industrial Development Corporation (IDC) and various provincial programmes e.g. Textile and Clothing Production Incentive, Motor Industry Development Programme (MIDP), Small and Medium Enterprise Development Programme (SMEDP) and later Enterprise Investment Programme (EIP), Manufacturing Competitiveness Enhancement Programme (MCEP), Strategic Industrial Projects investment tax incentives under 12g and 12l of Income Tax Act, Black Industrialists Programme.
- Industrial Masterplans have been finalised in eight industries – clothing, poultry, sugar, automotive, furniture, steel, tourism and forestry – with projects worth R43 billion completed and projects worth R87 billion under construction.
- Incentives for the service sectors have supported the emergence of new sources of growth, youth employment and global positioning, e.g., global business services, tourism, film and television production, finances, and e-commerce.
- Designation of specific products for local procurement in terms of the Preferential Procurement Policy Framework Act (PPPFA) enabled government to earmark sectors for local procurement and stimulate local manufacturing.
- Implementation of Special Economic Zones (SEZ) and Industrial Parks and Critical Infrastructure Programme. Ten IDZ/SEZs were designated, collectively attracting cumulative 188 investment projects worth R26,1 billion and created 23 231 employment opportunities; 13 Industrial Parks with cumulative investment of R6 billion; and 46 490 jobs.
- Great success in the automotive industry, with anchor multinational firms (e.g. Mercedes-Benz, Toyota, Ford, Nissan, etc.) and with links to local component supplier value chains and global export markets. Industry is poised to transition towards Electronic Vehicles (EVs).

4.3.5. Competition policy

- The Competition Act of 1998 established the Competition Commission and Competition Tribunal. Market enquiries, key decisions and rulings helped curtail market dominance and anticompetitive behaviour. Ground-breaking conditions in merger approvals have protected jobs and promoted localisation, worker ownership, and investment.
- Significant market inquiries, e.g. health, online retail, and data prices, as well as excessive pricing during Covid-19 lockdown, yielded successful outcomes, e.g. significant reduction of data costs, heavy penalties for perpetrators, and protection of consumer rights.

4.3.6. Economic transformation

- Policies for economic redress, such as the Affirmative Action and the Broad-Based Black Economic Empowerment (B-BBEE), have made important inroads. Gains include an expanded Black middle class and increased representation of Black professionals in management positions.
- African representation in top management increased from 6,0% in 2001 to 17,0% in 2021, and on senior management from 9,0% to 15,6% over the same period. (Refer also to the section on "Inclusive Society").
- Transformation of the financial sector and financial inclusion. South Africa's financial inclusion is high. Approximately 84% of the South Africa's population had bank accounts in 2022, compared to about 54% in 2010.
- Strength and contribution of the minibus taxi industry to economic activity: R40 billion annually and employs about 300,000 people.

Race and gender profile of private and government sector workforce (2001 – 2022)



Source: Commission for Employment Equity (CEE) 2022 report

4.3.7. Information, communication and technology and digital economy

- Growth of the telecommunications and broadcasting industries on the back of various policies and programmes introduced to unlock potential of the digital economy: the 1993 Independent Broadcasting Authority (IBA) Act; the 1999 Broadcasting Act; the 2002 Media Diversity and Development Agency (MDDA) Act; the 2005 Electronic Communications Act (ECA); Rapid Deployment Policy; licensing of high demand spectrum for telecoms companies; etc.
- Improved ranking on Global Innovation Index (GII) 86 in 2014 to 70 in 2023 on ICT infrastructure, access and use.
- Proliferation and diversity on radio & TV channels and content, with 284 community radio stations and growth of online broadcasting (podcasts).
- Establishment of the Artificial Intelligence (AI) Institute as part of implementation of the Presidential 4IR Commission recommendations.

- Growth of the e-commerce sector in South Africa and its contribution to digital skills development, including entrepreneurship and digital literacy.
- National population coverage for 3G and 4G/LTE in 2021 was 99,9% and 97,7%, respectively. 5G taking off at 7,5% in 2021 from 0,7% in 2020. This means that nearly all the people in South Africa are within a range of a mobile-cellular signal, irrespective of their subscription.
- Internet penetration rate of 68.2%, assisted by mobile technologies. The SA Connect Project for Wi-Fi deployment in hotspots within the communities enables households' connectivity to schools, hospitals, police stations and other government facilities to ensure rapid deployment of digital infrastructure by both the public, and private companies.

4.3.8. Challenges to confront on improving economic performance

- Structural constraints to potential growth, e.g. energy security, transport logistics efficiency, infrastructure backlogs, economic concentration in key sectors, low R&D and technological innovation, etc.
- Vulnerability to global shocks and resilience.
- Country risk premium.
- Stronger employment creating economic growth.
- Declining manufacturing.
- Growing value-added exports.
- Slow pace of Black Economic Empowerment and transformation.

4.3.9. Opportunities leading to 2030

- The implementation of the Economic Reconstruction and Recovery Programme (ERRP) and structural reforms such as; private sector electricity generation; third-party access to rail network; red-tape removal on licensing and approvals; e-Visa scaling up; spectrum digital access and reduced data costs; new mining rights system; etc.
- Infrastructure delivery, supported by effective project preparation and blended, innovative financing models.
- Multilateral structures such as the BRICS, provide an opportunity for expansion of trade, investment and industrialization.
- The African Continental Free Trade Area (AfCFTA) outcomes for industrialization and infrastructure development.
- Beneficiation of strategic minerals.
- The Petroleum Resources Development Bill to enable upstream oil and gas industrialisation.
- SMME development.
- Spatial economic development using the SEZ/ IDZ as key driver.
- Automotive investment, production, exports and linkages to local component suppliers, electric vehicles (EVs) value chain.
- South African music industry has transcended traditional barriers in reaching global markets – with South Africa making the bulk of Sub-Saharan Africa's revenue growth on streaming platforms. The genre called "Amapiano", in particular, has taken its space globally.

4.4. Human capital, innovation and achieving competitiveness

What we aim to achieve



- Universal access to education for 7-15-year-olds.
- Access to the highest quality of education and training, and significantly improving learning outcomes.
- An integrated, responsive and equitable, Post School Education and Training (PSET) system providing opportunities for lifelong learning.
- Improvements in the Technical and Vocational Education and Training (TVET) and artisan programme throughput rates.
- Incremental increase in R&D investment of at least 1,5% of the Gross Domestic Product (GDP).
- Innovations that translate to wealth creation and improved living standards.



Achievements since 1994

- The country has made remarkable progress towards universal access to education at all levels and improved overall educational outcomes.
- For learners aged 5 and 6, enrolment to Early Childhood Education (ECD) has grown to be near universal as two years of pre-Grade 1 become compulsory. Also, basic education enrolment for 7 to 15 years old learners was almost universal in 2022.
- More individuals aged 20 and older have attained Grade 12 as their highest level of education, rising from 16% in 1996 to 38% by 2022. The proportion of the population with no schooling has drastically reduced from 19% in 1996 to 7% in 2022.
- The matric pass rate improved to 82.9% in 2023, compared to only 53.4% in 1995. More learners from no-fee schools passing at Bachelor level. Increasing number of learners scoring above 60% in Math and physical science.
- Introduction of a 3-stream model (academic, vocational, and occupational) to cater for different abilities of learners, accompanied by the introduction of new subjects in the curriculum (e.g. coding and robotics).
- Enrolment in public universities has more than doubled, increasing from 494 356 in 1994 to over a million in 2023, steadily edging closer to the NDP target of 1.6 million enrolments by 2030. Access to higher education has been bolstered by the establishment of 2 universities and increased National Student Financial Aid Scheme (NSFAS) funding.
- The proportion of Black staff in tertiary instructions and research has increased from 42,8%- 60% between 2010 and 2021 and females, from 44,1%- 48% between 2010 and 2019.
- The percentage of lecturers with a doctoral qualification has increased from 36% in 2010 to 55% by 2021.
- 34 Centres of Specialisation (CoS) established across TVET colleges for production one or more of the thirteen priority trades.
- NSFAS turned into a bursary scheme, with increasing funding over the years covering university and TVET colleges.
- South Africa has significantly increased its scientific publications over the past 20 years, increasing from 3 693 in 2000 to 27 052 in 2021, also increasing proportion produced through international collaboration.



Opportunities towards to 2030

- Improve the efficacy of Basic Education and PSET including throughputs.
- Boost the quality of ECDs making sure learners are motor, visual, and cognitively prepared for school.
- Re-launch SA's national assessment process (Systematic Evaluation).
- Implement a revised National Reading and Writing Strategy,
- Implement strategies to enhance the teaching of mathematics in all grade levels, with an emphasis on the Foundation phase.
- Expand production of artisans to address current and future needs.
- Conduct PSET tracer studies on labour absorption to better respond to labour market needs.

4.5. Nation-building and social cohesion

- Social cohesion is about (i) embracing and celebrating what people have in common rather than their differences, (ii) social justice and social capital, and (iii) minimising disparities in income, wealth, interpersonal relations, and trust within groups.
- Nation-building refers to the process where diverse groups unite within the boundaries of South Africa under one common national identity. The objectives of nation-building are about (i) constructing a new overarching South African identity, (ii) legitimising public power, (iii) redress, and (iv) transforming people's lives.
- The Constitution provides for normative values that allow for ease of life lived side by side, transcending our differences.

What we aim to achieve



- Creating an overarching national identity.
- Promoting values of the Constitution.
- Promoting equal opportunities for inclusion and redress.
- Increased interaction across space and class.
- Promoting active citizenry and leadership and fostering social compacts.



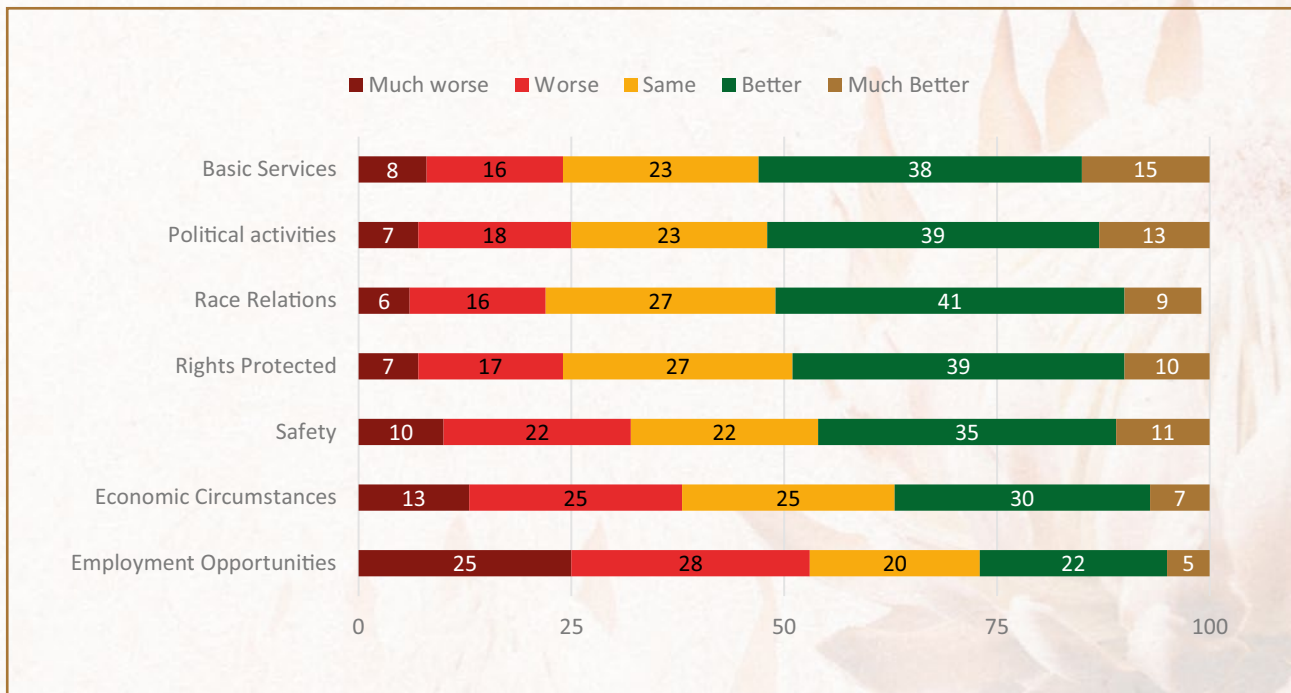
- Establishment of a unitary state and national symbols (i.e. South African Flag, National Anthem, National and Provincial Coats of Arms, National Orders) and declaration of Official Languages – all these creating a strong national identity and nation brand.
- The Truth and Reconciliation Commission (TRC) facilitated a process of public acknowledgment of past atrocities to mark a journey towards forgiveness and reconciliation. The TRC model is referenced in resolving difficult conflicts globally. Full implementation of recommendations still remains.
- Redress policies were introduced, including Land Reform, Employment Equity and Black Economic Empowerment and social wage intervention.



Achievements

- The Constitution was adopted in 1996 to protect and promote human rights and ensure a cohesive society. Independent research showed 82,6% of South Africans aged 16+ years being aware of the Constitution in 2021/22; 70.7% think the Constitution protects their rights, and 48.0% think the Constitution protects rights of others more than theirs.
- International achievements in many fields inspire a great deal of pride among South Africans, e.g. in scientific discoveries and inventions (e.g. digital laser technology, 3D-printed middle ear implants); in sports, e.g. Rugby World Cup, African Cup of Nations and the 2010 FIFA Soccer World Cup, 1996 SA Everest expedition, Olympics triumphs. More recently are the 2023 FIFA Women's World Cup making an important statement about transformation and equity in a modern world.
- On self-description, most South Africans identify themselves more as South Africans and Africans than as members of a certain racial or language group.
- There is a significant portion of citizens who consider their circumstances as having improved since 1994, particularly with regard to basic services, political activities, race relations. Equally, there is considerable unhappiness with regard to the economic circumstances, employment opportunities and safety.

Perceived change of circumstances from 1994 by households



Source: Socio-economic Justice for All Programme (SEJA). 2018. Foundation for Human Rights



Opportunities towards 2030

- More effort required on empowerment and inclusion to build on progress thus far in addressing inequality gaps and pockets of deep levels of poverty.
- Voter participation by youth.
- Social compacting: Strengthening of partnerships between government and non-government actors on advancing national priorities.
- Role of sports, the arts and in fostering social cohesion and strengthening nation brand.
- Measures to enhance access to economic opportunity and the building of a social compacts are amenable to building trust and active citizenry.

4.6. Inclusive society

What we aim to achieve



- Inclusion, and participation of women, youth and persons with disabilities in social, economic and cultural aspects of development.
- Continued implementation of the National Youth Policy 2020-2030 and improve youth development outcomes.



- Relevant legislation and institutional frameworks are in place to advance and empower the designated segments of society, namely, women, youth, and persons with disabilities.
- Backed by enabling policies and legislation, the South African society has increasingly incorporated imperatives for the LGBTQI+ community.
- Disability no longer viewed as a medical/health and welfare issue but as a human rights matter. Orientation and approach of government institutions and Civil Society Organisations (CSOs) has shifted to embrace this.
- Several initiatives at national and provinces, e.g. Department of Agriculture, Land Reform and Rural development (DALRRD) policy target for Persons with disabilities (PWD) in post-settlement programmes; Department of Justice and Constitutional Development (DoJ&CD) improving reasonable accommodations in 70 court buildings; improved access to social assistance and disability grants; Mental Health Policy implementation; Special schools and enrolment of learners with disabilities almost doubled between 2002 and 2022.
- Beneficiaries of disability grants have increased from 804 249 in 1997 to 1035 437 in 2023.
- The child support grant, the care dependency grant, old-age pensions, and disability grants, mostly accrue to women and serve as a comprehensive social protection floor, alleviating poverty experienced by women.
- Economic empowerment programmes for women include access to finances, board leadership development programmes, programmes for women farmers in agricultural cooperatives, and those enabling access to education at all levels.

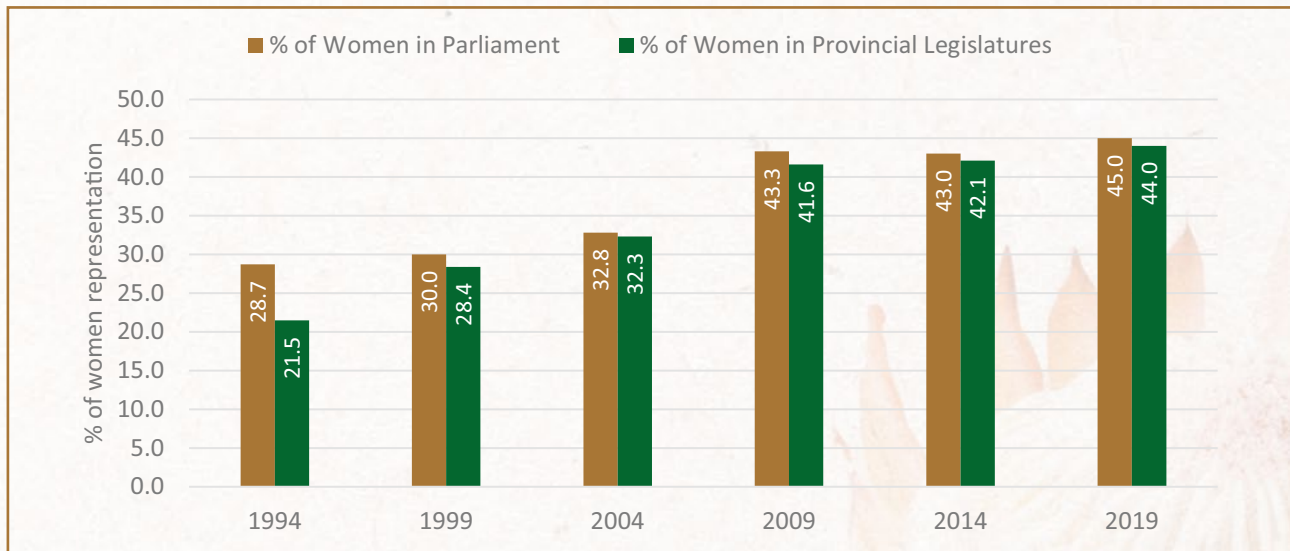
Achievements



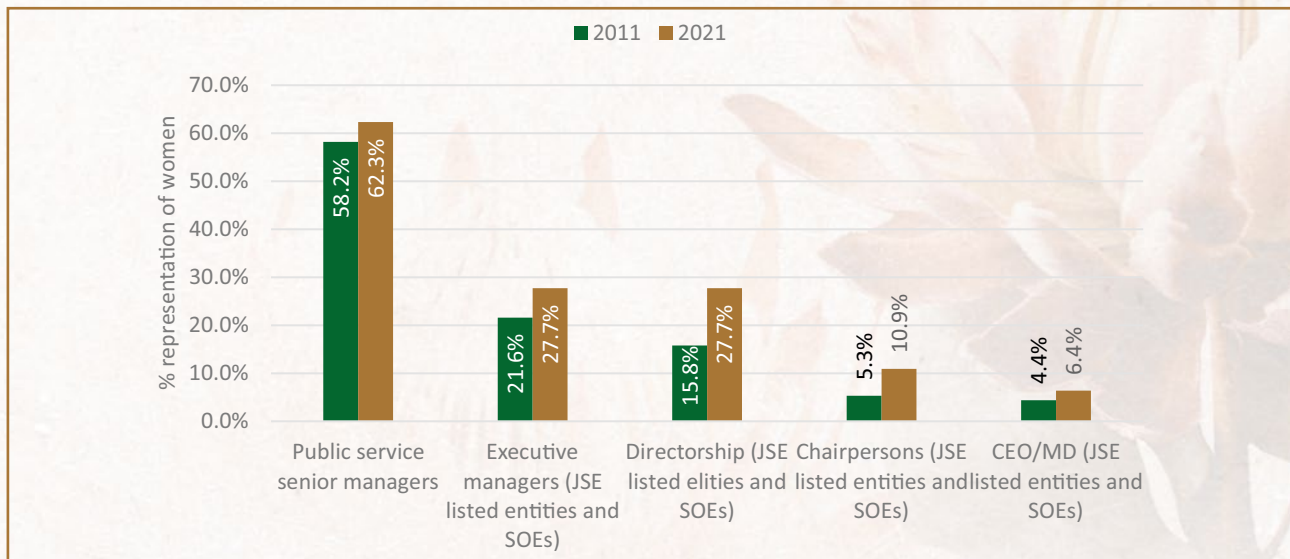
Achievements

- Commitment to protecting children, women, and youth from abuse and sexual exploitation is evident through laws and activities legislation and specific interventions, e.g. The Sexual Offences and Related Matters Amendment Act 32 of 2007; The establishment of over 50 Thuthuzela Care Centres since 2006 for victims of rape and other forms of sexual and gender-based violence; The introduction of the National Drug Master Plan (2013-2017) to tackle alcohol and drug abuse and its negative social and economic impacts, etc.
- According to the 2023 Global Gender Gap Report (World Economic Forum), South Africa and 15 other countries have closed more than 70% of the gender gap.
- In 2019, the proportion of women in the national parliament was 44,6%; in the provincial legislature 38,8%; and in managerial positions across SA stood at 31,9%.

Women representation in parliament and provincial legislatures



Women representation in public and private sector senior positions (2011-2022)





Snapshot on 30 Year of gender equality and women empowerment in SA

30 Years of Gender Equality and Women's Empowerment in South Africa	Dashboard key			
	Significant progress	Good progress	Moderate progress	No progress
Entrenching South African's vision and mandate for gender equality				
Formulating policies and legislation that are gender responsive				
Implementing policies and legislation for gender equality				
Overcoming the challenges of poverty for woman				
Women's Representation at the political, leadership and local government level				
Women's Representation in the public sector				
Women's Representation in the private sector				
Promoting women's economic emancipation				
Social transformation and social justice: Women's access to services				
Social transformation and social justice: Women and social protection				
Social transformation and social justice: Women's health and wellbeing				
Social transformation and social justice: Women education and skills Development				
Women's and girls right to be free of violence				
Promoting women's role in the environment / green economy				
Gender responsive policies, planning, research, budgeting, monitoring, evaluation and auditing across government				
Addressing Patriarchy, sex stereotyping and gendered roles and division of labour				
Addressing women's unequal share of unpaid care work and household responsibility in the GDP				

Source: Department of Women, Youth and Persons with Disabilities

Access to Education for Learners with Disabilities (2002- 2022)

Growth Area	2002	2022
Number of special schools	295	489 (435 Public, 54 Independent)
Learner enrolment in special schools	64 000	139 343
Number of full-service schools	30	832
Number of learners with disabilities in ordinary public schools	77 000	121 461
Number of children with disabilities supported by the LSPID Grant in special care centres and targeted schools	Implementation started in 2018	8 641

Source: EMIS data for 2022

• Government has taken steps to address the youth unemployment challenge.

- Building on the successes of the Expanded Public Works Programme, government launched the Presidential Employment Stimulus, which has assisted in creating more than 1,7 million work and livelihood opportunities, and more than one million school assistants have been placed in 23,000 schools. These have provided valuable work experience while improving learning outcomes.
- Through the Presidential Youth Employment Intervention, government established SAYouth.mobi as a zero-rated platform for unemployed young people to access opportunities for learning and earning. Over 4,3 million young people are now engaged on the network, and 1,6 million have so far secured opportunities.
- Youth development focused institutions and policy framework has evolved. The current National Youth Policy 2020-2030 provides an integrated framework for implementation of youth development services. Key programmes include:
 - Employment tax Incentive.
 - Work exposure programmes include the National Youth Service and the Presidential Youth Employment Intervention.
 - Support for enterprise and cooperatives, exemplified by graduate placement under the Comprehensive Agriculture Support Programme.
 - National Rural Youth Service Corps (NARYSEC) to support rural development.
 - Educational interventions to promote fields like science, technology, engineering, and mathematics (STEM), as well as digital skills in coding, robotics, and artificial intelligence.
 - Promotion of social cohesion through sports, culture, arts, music, and other related activities, along with measures to enhance youth health, safety, and security in schools and community programmes.



Opportunities leading to 2030

- Government intensify collaboration with social partners on youth employment creation. Implement lessons from the 2024 evaluation of youth employment creation programmes.
- Government partnering with non-state actors (NGOs, CSOs, the private sector, and the international community) to scale up successful initiatives.
- Leveraging existing systems to monitor progress and impact, e.g. SDG Monitoring Indicators for Empowerment of Women, Youth and Persons with Disabilities; the Commission for Employment Equity (CEE) statistics on PwD; the Gender Responsive Planning, Monitoring, Evaluation and Auditing.
- Addressing the intersection of factors hampering advancement of women status in society, e.g. racism, sexism, GBVF, societal norms, etc.

4.7. Better quality health for all

What we aim to achieve



- The RDP: Universal coverage, a national health system based on the primary healthcare (PHC) approach, integrating the public and private sectors, and providing comprehensive and good quality health services for all citizens.
- A health system reinforced by social determinants of health, such as clean water and sanitation, healthy environments, nutrition, etc.
- Life expectancy at birth of 70 years; under-five mortality below 30 per 1,000 live births; infant mortality of below 20 per 1,000 live births, under 20s free of HIV; reduced burden on disease.
- Government is committed to build a well-functioning healthcare system that provides good quality care to all citizens.



Achievements

- Section 27 of the Constitution provided an enabling framework for reforms to the health system. The White Paper for the Transformation of the Health System (1997), the National Health Act (2003) provided a legal framework for a transformed health system, based on the Primary Health Care (PHC) approach. Series of legislation followed.
- Improved access to healthcare, largely attributed to key government policies: PHC services almost doubled from 68 million PHC Headcounts in 1998 to 138,8 million in 2022/23; Central Chronic Medicines Dispensing and Distribution Programme reached 5,6 million beneficiaries and is the most convenient method of accessing medicine.
- Efforts to improve the quality of healthcare including through the Ideal Clinic Maintenance and Realisation Programme.
- The National Health Insurance (NHI) Bill marks progress towards the vision of Universal Health Coverage.
- Improved availability of Human Resources for Health, e.g. Medical doctors per 100,000 increased from 21.9 per 100, 000 in 2000 to 32.6 per 100, 000 in 2022. Pharmacists increased from 3.1 to 11.1 per 100,000 and professional nurses' categories also expanded.
- Acceleration of health infrastructure, with 1,600 new health facilities built between 1994 and 2014, a further 187 from 2014 onwards and 30 in the pipeline.
- Enhanced health status of citizens, evidence by improvements in indicators of life expectancy, maternal health, child health and decrease in aids-related deaths.
- Prevention and Management of Non-Communicable Diseases in South Africa.
- Decreased burden of disease, evidence by prevention and management of HIV/AIDS, improvements in the screening of people for Tuberculosis.
- Decreased burden of disease, evidence by prevention and management of HIV/AIDS, improvements in the screening of people for Tuberculosis, Prevention and Management of Non-Communicable Diseases in South Africa.



Opportunities leading to 2030

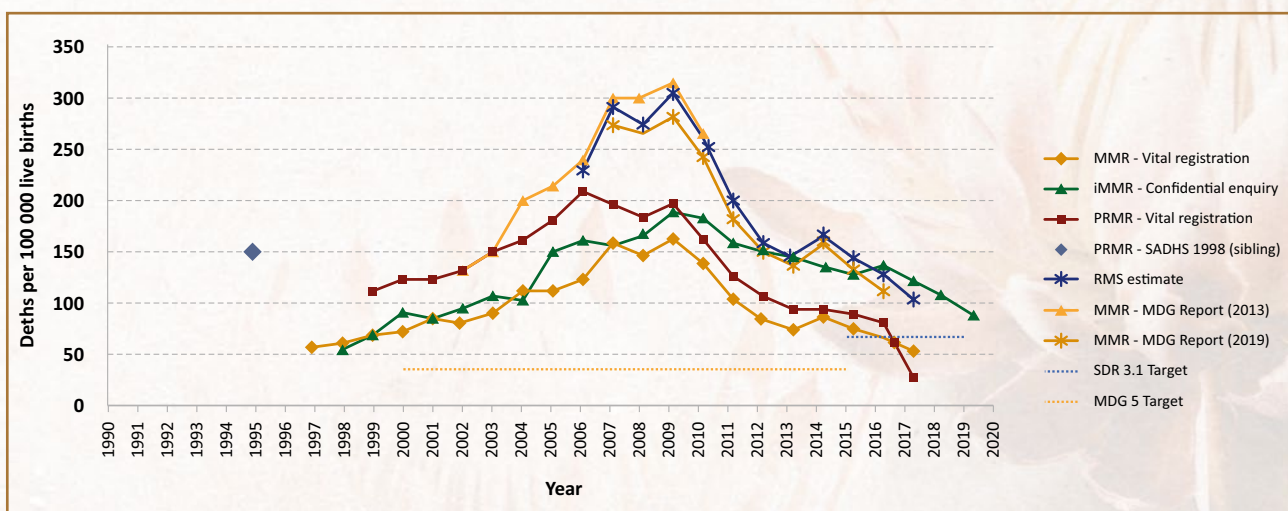
- Prioritise the implementation of the NHI to ensure Universal Health Coverage and its building blocks.
- Develop targeted tailor-made interventions for districts with high disease burden.
- Incorporate lessons learned from the Covid-19 pandemic and Cholera outbreak in building a resilient, accessible and quality health services and in responding to future disaster.

New hospitals completed since 2014/15

Province	Hospital	Year completed
Eastern Cape	Khotsong Hospital	2022/2023
	Sipetu Hospital	2022/2023
Free State	Albert Nzula Trompsburg Hospital	2015/2016
Kwazulu-Natal	Dr. Pixley ka Seme Hospital	2021/2022
Gauteng	Zola Hospital	2013/2014
Northern Cape	Abraham Esau Hospital in Calvinia	2004/2005
	Mani Dipico Hospital in Colesburg	2004/2005
	New Kimberley Mental Hospital	2013/2014
North West	Swartruggens Hospital	2005/2006
	Bophelong Psychiatric Hospital	2015/2016
Western Cape	Khayelitsha Hospital	2012/2013
	Mitchell's Plain Hospital	2016/2017

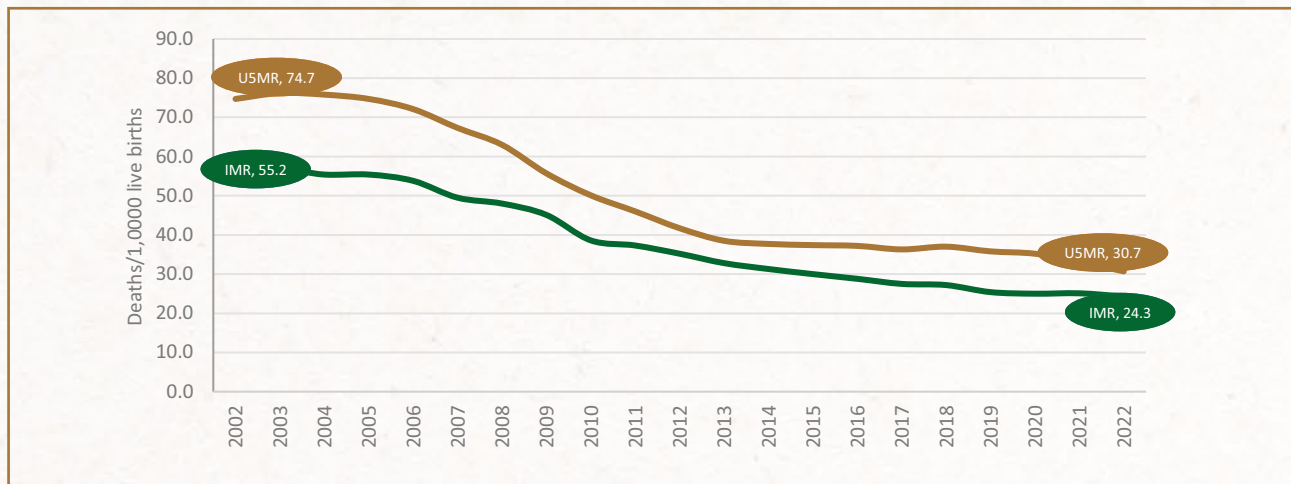
Source: National Department of Health, 2023

Estimates of Maternal Mortality Ratio (MMR) from various sources 1995-2017



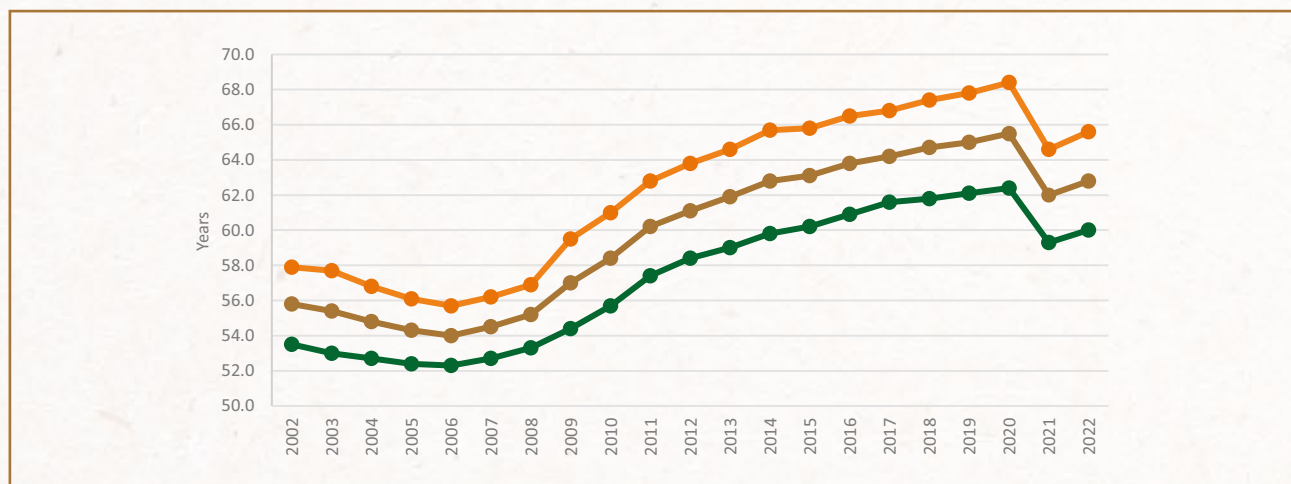
Source: Dorrington RE, Bradshaw D, Laubsher R, Nannan, N (2022): Rapid Mortality Surveillance (RMS), Report 2019 and 2020, Cape Town, South African Medical Research Council

Infant and Under-five mortality rate, 2002 to 2022



Source: Statistics South Africa, Mid-year Population Estimates, 2022

Life at birth for South Africans, 2002 to 2022



Source: Statistics South Africa, Mid-year Population Estimates, 2022



4.8. Poverty reduction and social wage

- The Social wage/protection is a set of policies and programmes designed to build capabilities, bolster resilience against shocks and reduce/prevent poverty and vulnerability.
- The elements of the Social Wage include:
 - Social security (social assistance and social insurance).
 - Social services (Social Welfare, Early Childhood Development, National Health Insurance, Housing, Free Basic Services, No Fee schools, Scholar Transport, School Nutrition, Sanitary Dignity).
 - Public and social employment programmes.

What we aim to achieve



- Working together with stakeholders, Government aims to:
- Eradicate poverty by 2030, with no one in SA living under any poverty line.
- Meet citizen's basic needs and create jobs, and also provide access to land, quality housing, water, electricity, telecommunications, transport, and a clean and healthy environment, including, nutrition, health care and social welfare.
 - Develop human resources and a population that is involved in decision-making process, governance and implementation, and also possesses the right skills to engage in new job opportunities.
 - Build an inclusive economy and ensure full participation of women, youth and people with disabilities.



Achievements since 1994

- Chapter 2 of the Constitution (Bill of Rights) and Section 27 provide an enabling framework for legislation and institutional reforms, and adopting various international conventions that promote social wage.
- South Africa has invested significantly in a social wage package to reduce inequality and address the worst effects of poverty and deprivation. As a result, the standard of living for millions of households improved.
- The social grants programme is an effective anti-poverty tool which grew in scope and quality over time. It grew from 2,9 million beneficiaries in 1994 to 18+ million in 2022. The Covid-19 grant increased reach to 27,6 million beneficiaries.
 - Studies conducted over the two decades have shown that the child support grant is associated with a decline in incidents of poverty and has supported improvements in nutritional and health outcomes for children, including the reduced levels of stunting.
- Policies on poverty reduction have assisted to:
 - Reduce the Multidimensional Poverty Index (MPI) from 17.9% in 2001 to 6.3% in 2016.
 - Living standards also improved since there has been a notable decline in the poorest LSM categories, from 40% to 10%.
 - Inequality decreased from 2006 to 2015 from 0,67 to 0,64, and per capita income, from 0,72 to 0,68.



Achievements since 1994

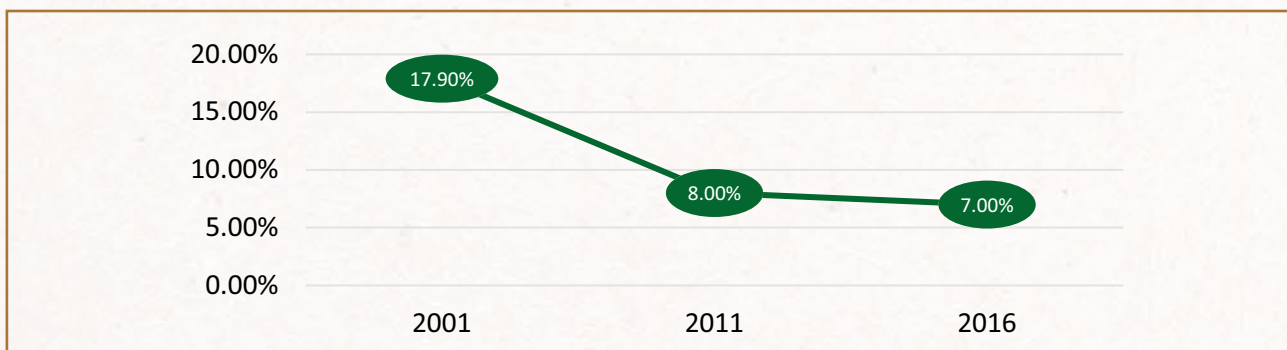
- Social insurance:
 - During the 2008 Global Financial Crisis and the 2020, Covid-19 pandemic, Government expanded the Unemployment Insurance Fund coverage and benefits to include more vulnerable workers, namely, agriculture, taxi drivers, domestic servants and seasonal workers using the Temporary Employee/ Employer Relief Scheme (TERS).
- Employment creation through public employment programmes:
 - Many citizens, in particular, women and the youth, gained employment through the Expanded Public Works Programme (EPWP), the subsidised private employment programmes, the Infrastructure Programme, the Community Work Programme (CWP), and the Presidential Youth Employment Intervention (PYEI).
- Government commends all non-state actors who continue to contribute in improving the quality of life for the citizenry through social compacting and voluntary action, including social and resource mobilization, job creation, advocacy, welfare, relief efforts, community development, enterprise development and combatting GBVF, as well as human rights promotion/ protection, including justice for children in conflict with the law.



Opportunities leading to 2030

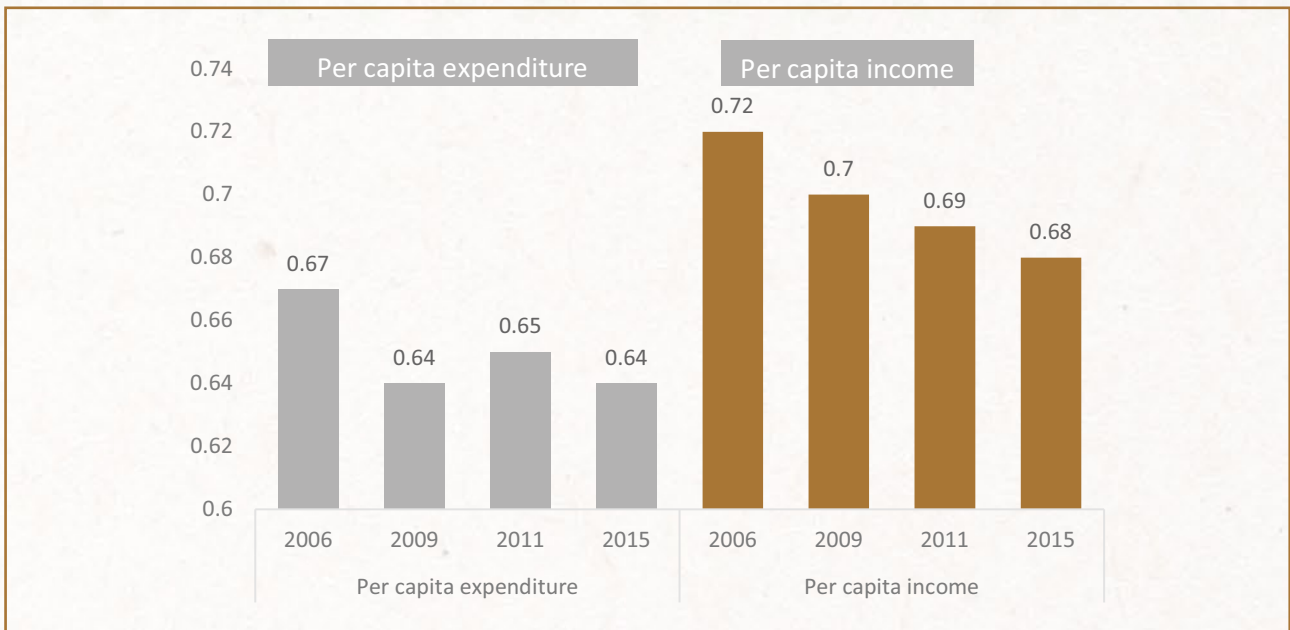
- New policies to optimise social protection (social protection floor, homelessness, etc.) Scope for enhancing efficacy through multidisciplinary approach: sector ministerial level, between national, provincial and local.
- Implementation of the National Integrated Social Protection Information System.
- Effective implementation of the Drugs Master Plan.
- Funding to enable expansion of the ECD sector.

Multidimensional Poverty Index



Source, Stats SA, 2023

Income and expenditure estimates of the Gini Coefficient, 2006-2015



Source: Statistics South Africa (2017)



4.9. Land reform and rural development

What we aim to achieve



- A three-pronged land reform policy through Land Restitution, Land Redistribution and Security of tenure.
- Rural development to improve the standard of living of communities in non-urban areas.
- Land reform and agrarian transformation (Small scale support and farmer development).
- Integrated and inclusive rural economy.



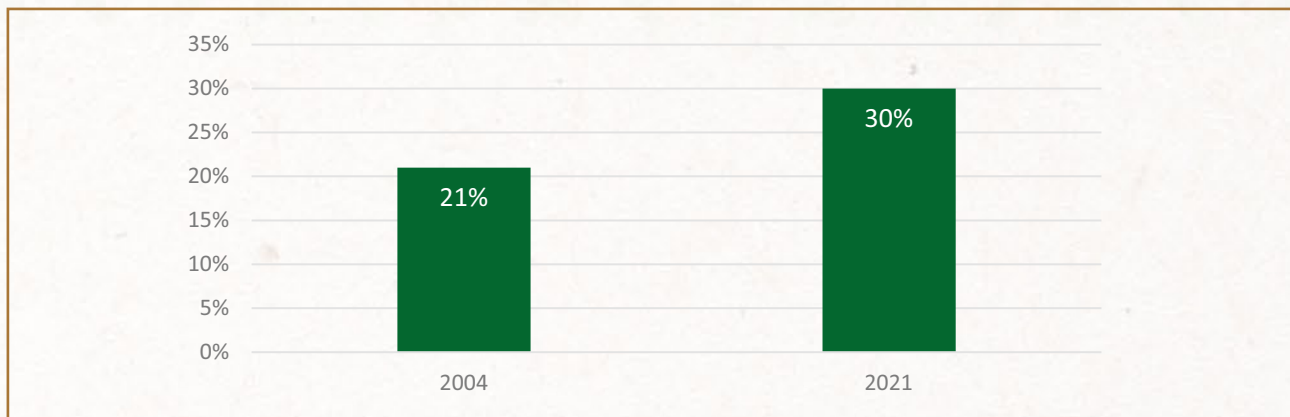
- To promote economic redress, the Land reform policy and legislation (Land Restitution Act of 1994, Land Reform Act 3 of 1996, Extension of Security of Tenure Act of 1997, etc.), and the Broad-Based Economic Empowerment Act of 2003 and the Employment Equity Act of 1998 were introduced.
- **Redistribution:** 5,2 million ha of land acquired and redistributed. The land reform programme allocated approximately 9.2 million hectares of land between 1994 and March 2023 (DALRRD POA reports and 25-year review report, 2019). This amounts to 1,2% of the total of 82,2 million ha of agricultural land, or 55,6% of the 16,4 million ha of land targeted by the NDP by 2030. Previously disadvantaged people received about 5,2 million ha of land through 5 407 projects.
- **Restitution:** 3,9 million ha of land was transferred through the finalisation of 82 976 claims, contributing 37% of land to PDIs and benefitting 456 089 households with over 2,3 million beneficiaries of which 1 246 are for people living with disabilities.
- **Security of tenure:** Since 1994 various legal instruments have been developed to secure tenure of farm workers.
- The Rural Infrastructure Development Programme established more than **440 Farmer Production Support Units (FPSUs)**, which assisted to improve capacity for agricultural production and agro-processing.
- **Improved working conditions:** Government introduced the national minimum wage, which helped improve the wages/salaries of vulnerable workers.
- **Contribution of the rural agricultural economy:** South Africa produced 80% of broilers for the SADC market, with great potential for growth of rural poultry production.
- **Youth development:** The National Rural Youth Service Corps (NARYSEC) trained 17,000 young people in rural areas, supporting them in securing employment and enterprise development.

Where are we now?

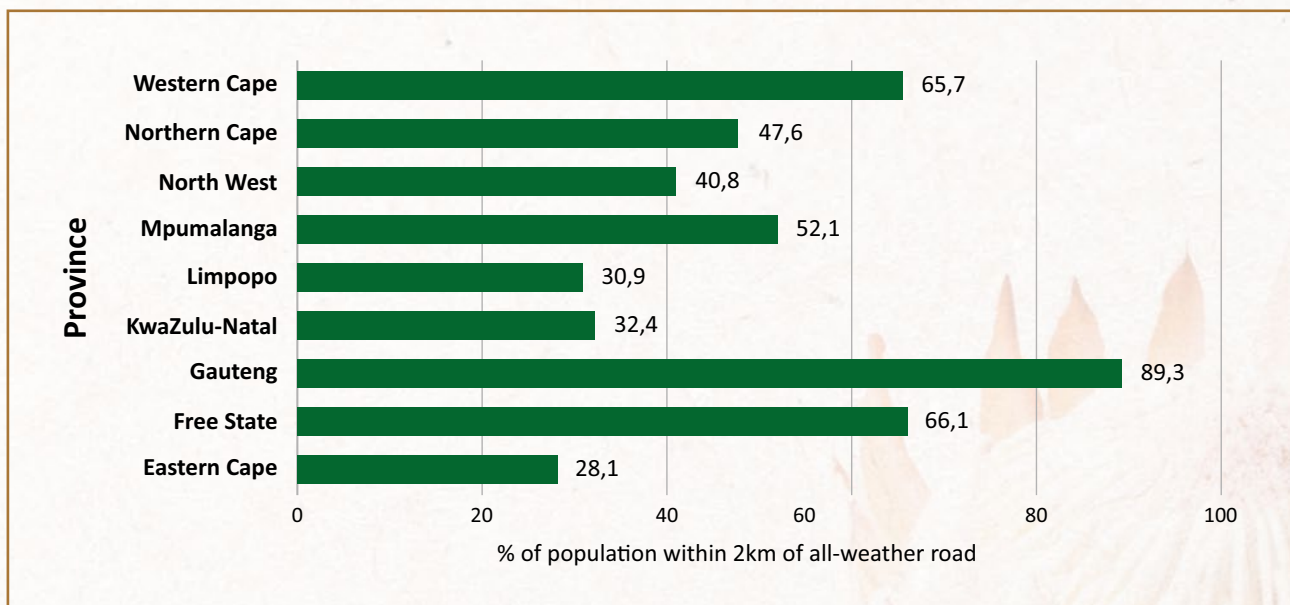


- Review the existing land reform regulatory frameworks.
- National Minimum Wage.
- Adequately support land reform and communal farms, strengthening measures to promote racial diversification in the agricultural sector.
- Streamline and synchronize rural infrastructure such as expansion on water storage and ensure effective irrigation, road networks as part of the overall infrastructure development.

Rural access index: % population within 2km of an all-weather road in South Africa



Provincial RAI or Percentage of population within 2km of an all-weather road

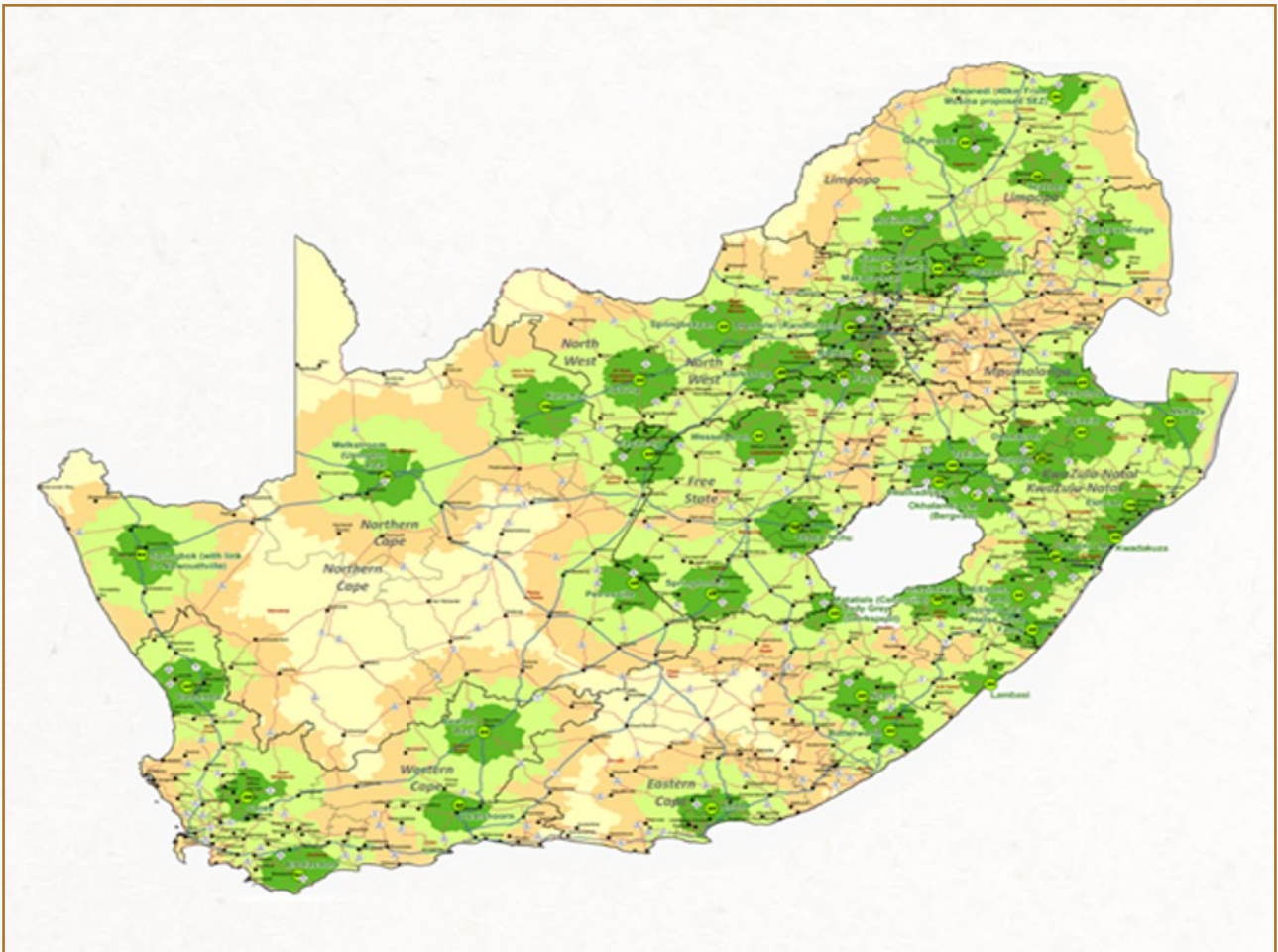


Source: Infrastructure South Africa





Spatial map for Farmer Production Support Units



4.10. Transforming human settlements and the national space economy

What we aim to achieve



- Addressing spatial transformation.
- Scaling up delivery of social housing programmes and first home finance programmes.
- Ensuring collaboration and alignment of housing delivery programmes with local municipal planning and budgeting.
- Ensuring strategic land availability.
- Finding sustainable solutions to informal settlement realities.
- Promoting secure and equitable property rights through accelerating title deeds delivery programme.



Where are we now?

- The Spatial Planning and Land Use Management Act (SPLUMA) and National Spatial Development Framework were adopted to ensure spatial transformation and address spatial inequality.
- The latest Census data shows that the share of people living in formal housing has increased from 65,1% in 1996 to 88,5% in 2022.
- Approximately 5 million subsidised housing opportunities have been delivered to the very poor from 1994 to February 2022.
- The number of woman-headed households that are receiving government housing subsidies increased from 6,3% in 2002 to 23,1% in 2019 and those purchasing homes in their own right is increasing faster than for men. In 2019, 27% of homeowners were single women, compared to 26% of single men. In 2020, 185,070 mortgages (30%) were approved for historically disadvantaged women, out of a total of 622,286 home loans approved overall.
- In 2021, 9,437 million black people owned fully paid homes.
- Urbanisation trends have accelerated since 1994 with over 60% of South Africans living in towns and cities, a figure that is projected to rise to over 70% by 2030, and 80% by 2050.
- Urban areas and cities grew from 52,5% in 1991 to over 67,85% in 2021, and expected at 71,3% by 2030, which has implications for adequate housing and basic service delivery.



Opportunities leading to 2030

- Government realises that although efforts have been made to improve living conditions through the allocation of human settlements in areas that have access to job opportunities, there are specific areas that need to be addressed to fully realise spatial transformation. These include the need to:
 - Accelerate the implementation of the National Spatial Development Framework.
 - Find sustainable solutions to informal settlement realities.
 - Promotion of secure and equitable property rights for government-subsidised housing.
 - Partnerships with the private sector and financial institutions to increase the supply of housing, the capital for housing provision and to support an equitable residential property market.

4.11. Building safer communities and fighting corruption

What we aim to achieve



- Reduced serious crimes including sexual offences.
- Achieve highest conviction rate on court enrolled cases.
- Work together to ensure equal access to justice.
- Improved citizen perception of feeling safe (walking alone during the day and at night).
- Achieving all these requires a well-functioning criminal justice system, in which the police, the judiciary and correctional services work together and swiftly to ensure that suspects are caught, prosecuted, convicted if guilty, and securely incarcerated and rehabilitated.



- Legislative reforms, policies, strategies and culture, e.g. South African Police Service Act (1995), National Crime Prevention Strategy (NCPS) (1996), White Paper on Safety and Security (1998), etc.
- There were major improvements to systems for proper recording of crime information and greater transparency on crime data.
- Despite persistent violent crimes, the overall trend of serious crimes has declined, from 2,7 million in cases 2003 to approx. 1,7 million cases in 2022.
- Community Policing Forums (CPFs) and related initiatives galvanise society against crime and improves trust between law enforcement and the public.
- Technology use in crime analysis and predictive policing have enhanced government's ability to target high-crime areas for effective interventions.
- Specialised units/task teams established to combat specific types of crime, e.g. Directorate for Priority Crime Investigations (DPCI), Special Investigating Unit (SIU), Anti-Gang Unit, Anti-Corruption Unit, Organised Crime Unit, Economic Infrastructure Task Teams (EITTs), etc., have shown promise in addressing certain types of crime and corruption activities.
- Various measures to improve access to justice, e.g. court language services, DoJ&CD initiatives for improving access by persons with disabilities through the reasonable accommodations programme in 70 court buildings.
- Reintegration of offenders under the system of community corrections provides offenders with an opportunity to lead a socially responsible and crime-free life within their communities.

Achievements



Opportunities leading to 2030

- Implementation of Integrated Crime and Violence Prevention Strategy (ICVPS) and National Security Strategy.
- Expansion of the SAPS personnel from current levels: Police population ratio is 1:417 per 100,000 population, about two times less than the United Nations standard of 1:220.
- Technology use in overall crime fighting effort.
- Social compacting against crime and corruption and emerging types of crime, e.g. destruction of public infrastructure, extortion in the construction sector, etc.
- A focus on border control: Border Management Authority (BMA) and the South African National Defence Force.

4.12. Climate change and the environment

What we want to achieve



- A move towards a low-carbon and sustainable economy.
- The expansion of Marine Protected Areas and of freshwater and marine areas under conservation.
- Climate change governance, including the development of a Just Transition Framework.
- A legislative framework for environmental sustainability, covering: water, air quality, waste, land rehabilitation, and mining areas.



Achievements

- The expansion of Marine Protected Areas and of freshwater and marine areas under conservation is a significant achievement. Expansion of the continental mainland marine conservation estate from 4,287 km² (0.4% of EEZ) to 32,156 km² (3% of exclusive economic zone (EEZ)) by 2019.
- The Just Transition Framework and Just Energy Transition Investment Plan (JET-IP) were developed to facilitate progress towards low-carbon and climate-resilient economy. The Presidential Climate Change Commission oversees execution of this programme.
- A number of resources to support adaptation planning and implementation have been compiled. These provide for coherent adaptation planning and enhance mainstreaming of climate change adaptation at the provincial and local level, i.e. Climate Change Adaptation Perspectives (CCAP) on Urban, Rural, and Coastal Human Settlements, CCAP on Food Security, Climate Information and early warning systems, Low Emissions Development Strategy, a Carbon Tax, and Just Transition Framework, etc.
- The country has made significant strides in ensuring improvements in air quality to promote and realise a sustainable, equitable and inclusive growth that is not harmful to the health and well-being of citizens.
- Renewable energy procurement programme is making important inroads in improving the energy mix. South Africa is the highest recipient of renewable energy investment in the African continent according to the World Investment Report 2023.



Opportunities leading to 2030

- Implementation of the Just Transition Framework and Just Energy Transition Investment Plan (JET-IP) – Building capacity for climate change response planning and implementation across government and private sectors and communities.
- Commercialising a circular economy and move towards implementing alternative waste treatment technologies.
- Curb wildlife poaching (i.e. Rhino, abalone, etc.).
- Rehabilitation of derelict mines (and eradication of Zama-Zamas).
- Ensuring that climate change impact early warning systems are accessible to farming communities and households in climate-change risk areas.
- Prioritising the investments in conserving, managing, and restoring wetlands, given the strategic importance of wetlands as ecological infrastructure for ensuring water quality and regulating water supplies.
- Increased biodiversity and conservation as an economic development indicator.

4.13. South Africa in the region and the world

South Africa also aims to advance national interests in international affairs by:

- Growing its influence on global governance systems, security and development.
- Attracting foreign direct investments (FDI) for industrialisation.
- Working to achieve at least 6% yearly export growth, 30% Intra-Africa trade, and 4% growth inbound international tourism spend.



Where are we now?

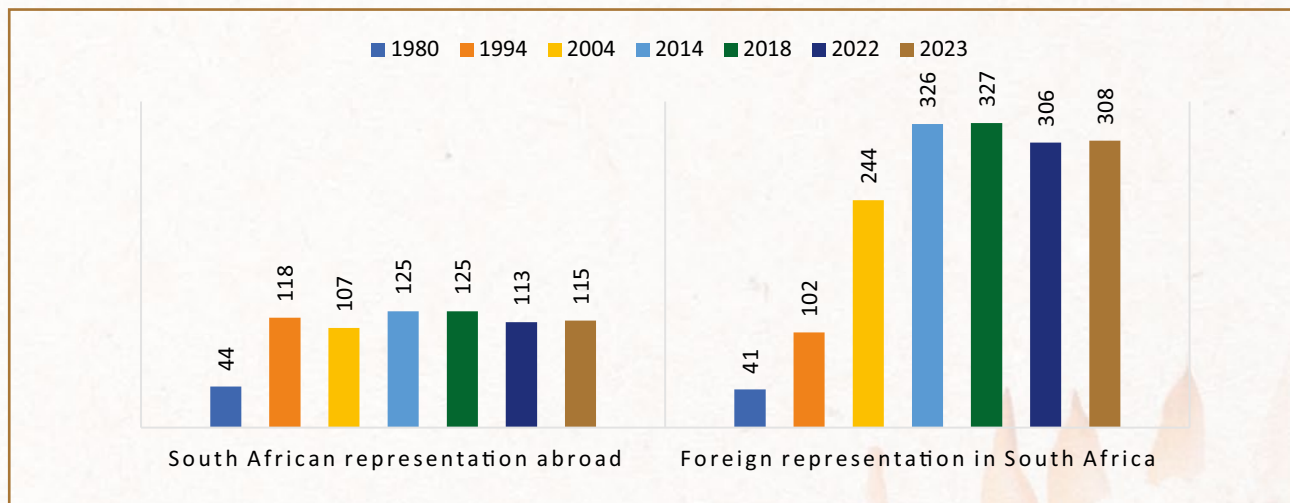
- South Africa today is fully integrated internationally, with considerable influence on global affairs. Examples include contributions to the COVID-19 response, advocacy for human rights, peace and security initiatives, contribution to international and African development agenda, climate change, advocacy for reforms of multilateral institutions, and role in cultural, scientific, business enterprises, leadership in international institutions – all of which inspire a great deal of pride among South Africans.
- Expanded and stabilized formal diplomatic relations, inbound and outbound.
- Deepened economic, science, cultural and political diplomacy with blocs (G8, G20, BRICS, AGOA, EPA, etc.).
- FDI % of total investment increased from lowest bases to 5% by 2001, remained modest, only surpassing 10% five times over the 3 decades.
- South Africa hosts 180+ Fortune Global 500 MNCs. Equally, SA firms have become global players through outward, e.g. MTN and Vodacom in telecoms; Shoprite in retail, Tsogo Sun and Protea in hospitality; Discovery in financial services; etc.
- SA total exports grew faster than imports, achieving stable trade surplus. However, SA's exports have always dominated by mineral resources. Growth of services exports contribute to economic resilience and youth employment.
- Growth of inbound tourism, peaking at 10.2 million in 2019. Tourism sector is on path of recovery given brand strength.
- Support provided for democratic transitions in Africa, peaceful elections, conflict resolution, solidarity, advocacy for human rights and the rule of law.
- Kick-off on AfCFTA, with first consignment of products shipped on 31 January 2024 from the Port of Durban.



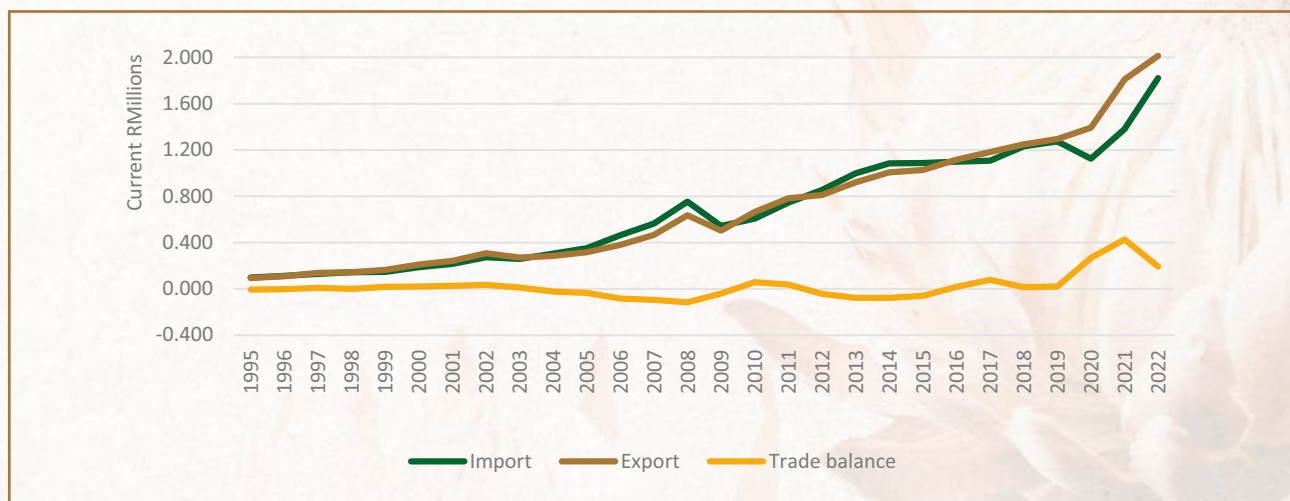
Opportunities leading to 2030

- BRICS+ expansion and African Continental Free Trade Area (AfCFTA) outcomes for trade, investment and industrialisation.
- Digital infrastructure for modern trade.
- Strength of nation brand (tourism attraction, international conferences, major sporting events).
- Influence on global governance reforms towards inclusive multilateralism.

South Africa's formal diplomatic relations

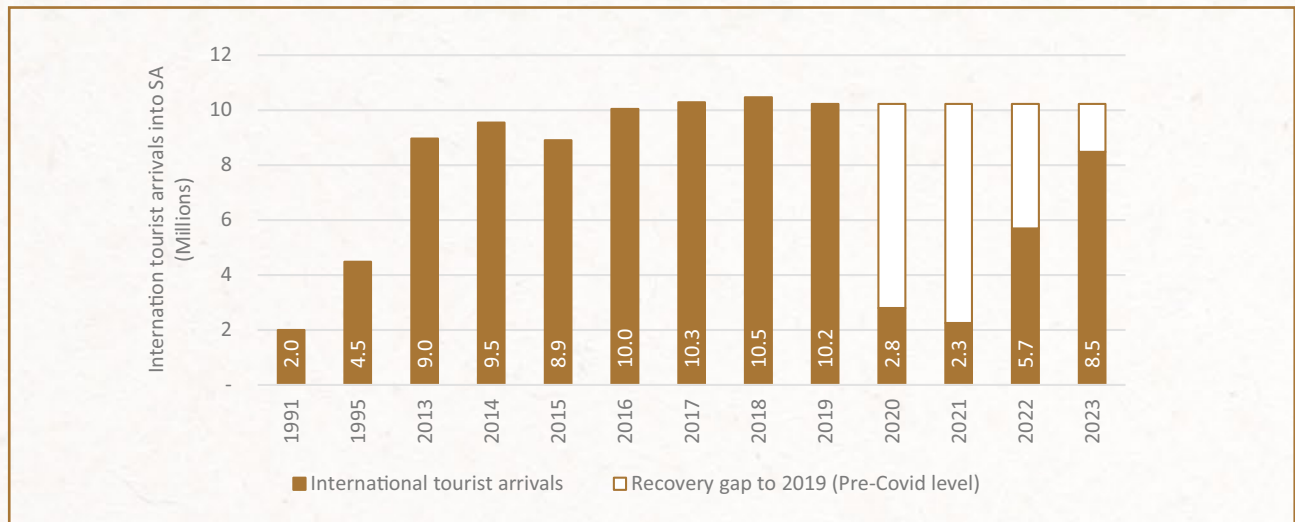


SA trade with the world (1995 – 2022)





International tourist arrivals into SA (1991-2023)



5. CONCLUSION

The 30 Year Review Report forms part of a wider set of activities for commemorating the 30 Years of Freedom and Democracy in South Africa. These include other publications, conferences and seminars, public commemoration events as well as speeches by government leaders.

The 30-Year Review Report is presented in two parts that should be read together, namely: a High Level Synthesis Report and a Detailed Report. Both these reports should be read in conjunction with the South African National Census of 2022, and the series of past five-yearly review reports, i.e. the 10-year, 15-year, 20-year and 25-year review reports. It complements other government reports such as the Population Census, Development Indicators and the 10-Year Review of the National Development Plan (NDP), etc.

For the government, the 30-Year Review generates important lessons and recommendations that should form part of the strategic thrusts for high priority areas when the government continues to plan for the immediate term towards 2030, and for the subsequent 10 to 30 years.

6. REFERENCED SOURCES

This is a snapshot presentation. Complete set of references is provided in the report titled “Towards a 30 Year Review of South Africa’s Democracy (1994 – 2024)”



TOWARDS A
30 Year Review
OF SOUTH AFRICA'S DEMOCRACY
(1994 - 2024) REPORT





TOWARDS A
30 Year Review
OF SOUTH AFRICA'S DEMOCRACY
(1994 – 2024)

30 years of
**Democracy, Partnership
and Growth**

Join the conversation **#30yearsOfFreedom**

 SCAN HERE TO VIEW THE REPORT



 Department of Planning, Monitoring and Evaluation    @dpmeeofficial

 REPUBLIC OF SOUTH AFRICA

30 YEARS OF FREEDOM





**Department of Planning,
Monitoring and Evaluation**

Private Bag X944, Pretoria, 0001, South Africa
330 Grosvenor Street, Hatfield, Pretoria

Tel: +27 12 312 000 | Fax: +27 12 323 8246